


Weekly Stock Market Ownership and Trading Activity Report

Market Reports

Week Ending 20 August 2020



Definitions



Weekly Stock Market Ownership and Trading Activity Report

Definitions


Nationality	Investor Type	Description
Saudi	Individuals*	Saudi Individuals have been classified under 4 categories as defined below:
	- Retail	Retail investors are Saudi individuals , excluding IPIs (see below) and HNWIs.
	- High Net Worth Investors (HNWIs)	HNWIs are Saudi individuals who have had an average portfolio size of SAR 1m (and above) for the preceding 12 months, excluding IPIs (see below).
	- Individual Professional Investors (IPIs)	IPIs are Saudi individuals who have had an average portfolio size of SAR 50m (and above) for the preceding 12 months and a portfolio turnover ratio of not more than 4 times annually.
	- Individual DPMs	Saudi individual investment account in which the manager (Authorized Person) makes the buy/sell decisions for its client without referring to the account owner (based on to the agreed terms between them).
	Institutions	Saudi Institutions have been classified under 4 categories as defined below:
	- Corporates	Saudi company with a commercial registration permitting its investment in the stock market .
	- Mutual Funds	A mutual fund managed by an Authorized Person and licensed by the CMA.
	- Government Related Entities (GREs)	A Government entity or a supranational authority recognized by the CMA.
- Institutional DPMs	Saudi institutional investment account in which the manager (Authorized Person) makes the buy/sell decisions for its client without referring to the account owner (based on to the agreed terms between them).	
GCC	Individuals*	GCC natural person
	Institutions	GCC legal person with a commercial registration certificate (corporate or mutual fund), in addition to GCC government entities.
	GCC DPMs	GCC investment account (institutional or individual) in which the manager (Authorized Person) makes the buy/sell decisions for its client without referring to the account owner (based on to the agreed terms between them).
Foreign	SWAP Holders	Authorized Person with the permission to enter into SWAP agreements to transfer the economic benefits of its ownership of shares in Saudi companies listed on the Saudi Stock Exchange to its non-resident foreign clients.
	Foreign Residents & Others	Investors with a valid residency permit (Iqama) and others (excluding SWAP, QFIs, DPM & Strategic Investors).
	QFIs	Qualified Foreign Institutional investors registered with the CMA in accordance with the QFI Rules, to invest in shares listed on the Saudi Stock Exchange.
	Foreign DPMs	Foreign resident investment account in which the manager (Authorized Person) makes the buy/sell decisions for its client without referring to the account owner (based on to the agreed terms between them).
	Strategic Investors	A foreign legal entity that aims to own a strategic shareholding in listed companies.

*Nomu-Parallel Market Individual Investors

Individuals who fulfill any of the following:

- Conducted transactions not less than SAR 40m, and not less than 10 transaction in each quarter during last 12 months.
- Have an average portfolio size of SAR 5m for the preceding 12 months
- Worked for at least 3 years in financial sectors.
- Hold General Securities Qualification Certificate which is recognized by the Authority.
- Holds professional certificate that is related to securities business and accredited by an internationally recognized entity

Main Market - Value Traded & Ownership Breakdown



Weekly Report - Main Market

Value Traded (by Nationality and Investor Type)

Main Market Value Traded Breakdown - By Nationality and Investor Type

Nationality	Investor Type	Buy		Sell		Net Value Traded	
		SAR	% of Total Buys	SAR	% of Total Sells	SAR (Buy - Sell)	Difference (% Buy - % Sell)
Saudi	Individuals:						
	Retail	23,287,048,070	60.22%	23,813,472,268	61.59%	-526,424,198	-1.36%
	HNWIs	8,148,191,573	21.07%	8,708,218,997	22.52%	-560,027,424	-1.45%
	IPs	990,274,442	2.56%	1,545,697,994	4.00%	-555,423,551	-1.44%
	Individual DPMs	421,167,309	1.09%	456,421,537	1.18%	-35,254,228	-0.09%
	Sub Total (Individuals)	32,846,681,395	84.95%	34,523,810,796	89.28%	-1,677,129,401	-4.34%
	Institutions:						
	Corporates	1,599,778,076	4.14%	908,244,972	2.35%	691,533,105	1.79%
	Mutual Funds	546,453,078	1.41%	579,518,382	1.50%	-33,065,304	-0.09%
	GRE's	143,446,288	0.37%	241,456,893	0.62%	-98,010,605	-0.25%
	Institution DPMs	511,441,487	1.32%	229,629,018	0.59%	281,812,469	0.73%
	Sub Total (Institutions)	2,801,118,929	7.24%	1,958,849,265	5.07%	842,269,665	2.18%
	Total Saudi Investors	35,647,800,324	92.19%	36,482,660,061	94.35%	-834,859,737	-2.16%
	GCC	Individuals	66,274,889	0.17%	71,416,844	0.18%	-5,141,955
Institutions		179,664,468	0.46%	206,450,599	0.53%	-26,786,131	-0.07%
GCC DPMs		340,607	0.00%	159,728	0.00%	180,880	0.00%
Total GCC Investors		246,279,964	0.64%	278,027,170	0.72%	-31,747,206	-0.08%
Foreign	SWAP Holders	18,915,996	0.05%	67,655,693	0.17%	-48,739,698	-0.13%
	Foreign Residents & Others	693,660,801	1.79%	709,120,538	1.83%	-15,459,736	-0.04%
	QFIs	2,060,196,585	5.33%	1,125,339,738	2.91%	934,856,846	2.42%
	Foreign DPMs	539,997	0.00%	0	0.00%	539,997	0.00%
	Strategic Investor	0	0.00%	4,590,467	0.01%	-4,590,467	-0.01%
	Total Foreign Investors	2,773,313,379	7.17%	1,906,706,436	4.93%	866,606,943	2.24%
Grand Total		38,667,393,668	100.00%	38,667,393,668	100.00%		

Weekly Report - Main Market

Value Traded (by Investor Classification)

Main Market Value Traded Breakdown - By Investor Classification						
Investor Classification	Buy		Sell		Net Value Traded	
	SAR	% of Total Buys	SAR	% of Total Sells	SAR (Buy - Sell)	Difference (% Buy - % Sell)
Institutional	6,472,218,333	16.74%	5,365,165,020	13.88%	1,107,053,313	2.86%
Non-Institutional	32,195,175,334	83.26%	33,302,228,647	86.12%	-1,107,053,313	-2.86%
Grand Total	38,667,393,668	100.00%	38,667,393,668	100.00%		

Definitions

Institutional:

Refers to investors with institutional behavior including GREs, Saudi Corporates, Saudi Mutual Funds, Saudi and Non-Saudi DPMs, Saudi Individual Professional Investors (IPI), SWAP Holders, Foreign Strategic Partners and Qualified Foreign Investors (QFI).

Non Institutional:

Refers to investors with non-institutional behavior including Saudi Retail Investors, Saudi High Net Worth Investors (HNWI), GCC Individuals and Foreign Residents.

Weekly Report - Main Market

Ownership Value (by Nationality and Investor Type)

Main Market Ownership Breakdown - By Nationality and Investor Type

Nationality	Investor Type	As of 13 August 2020			As of 20 August 2020			Weekly Change			
		Holding Value (SAR)	Ownership		Holding Value (SAR)	Ownership		Δ Holding Value (SAR)	Ownership		
			Issued (%)	Free Float (%)		Issued (%)	Free Float (%)		Δ Issued (%)	Δ Free Float (%)	
Saudi	Individuals:										
	Retail	109,929,879,119	1.29%	9.69%	111,886,388,579	1.29%	9.68%	1,956,509,460	0.00%	-0.01%	
	HNWIs	158,828,513,557	1.86%	13.84%	160,849,000,570	1.85%	13.76%	2,020,487,013	-0.01%	-0.08%	
	IPIs	267,785,991,335	3.14%	17.21%	272,188,968,902	3.13%	17.23%	4,402,977,567	-0.01%	0.02%	
	Individual DPMs	5,161,693,602	0.06%	0.45%	5,210,589,348	0.06%	0.45%	48,895,746	0.00%	0.00%	
	Sub Total (Individuals)	541,706,077,613	6.35%	41.19%	550,134,947,399	6.33%	41.12%	8,428,869,786	-0.02%	-0.07%	
	Institutions:										
	Corporates	552,429,975,914	6.48%	22.79%	558,054,576,107	6.42%	22.83%	5,624,600,193	-0.05%	0.04%	
	Mutual Funds	175,832,086,171	2.06%	11.06%	178,445,795,309	2.05%	11.06%	2,613,709,138	-0.01%	0.00%	
	GRE's	6,998,397,227,179	82.08%	7.20%	7,135,277,207,775	82.14%	7.13%	136,879,980,596	0.06%	-0.07%	
	Institution DPMs	35,042,126,126	0.41%	3.09%	35,850,136,230	0.41%	3.10%	808,010,104	0.00%	0.01%	
	Sub Total (Institutions)	7,761,701,415,391	91.03%	44.13%	7,907,627,715,421	91.03%	44.12%	145,926,300,030	0.00%	-0.01%	
	Total Saudi Investors	8,303,407,493,004	97.38%	85.32%	8,457,762,662,820	97.36%	85.24%	154,355,169,817	-0.02%	-0.08%	
GCC	Individuals	2,298,722,883	0.03%	0.20%	2,331,840,188	0.03%	0.20%	33,117,305	0.00%	0.00%	
	Institutions	37,348,573,931	0.44%	1.99%	37,806,966,060	0.44%	1.99%	458,392,129	0.00%	0.00%	
	GCC DPMs	353,271,348	0.00%	0.03%	354,731,829	0.00%	0.03%	1,460,481	0.00%	0.00%	
	Total GCC Investors	40,000,568,161	0.47%	2.22%	40,493,538,077	0.47%	2.22%	492,969,916	0.00%	0.00%	
Foreign	SWAP Holders	2,351,636,603	0.03%	0.21%	2,346,219,281	0.03%	0.20%	-5,417,322	0.00%	0.00%	
	Foreign Residents & Others	9,316,173,410	0.11%	0.55%	9,441,468,874	0.11%	0.55%	125,295,464	0.00%	0.00%	
	QFIs	132,650,991,795	1.56%	11.57%	136,056,036,422	1.57%	11.65%	3,405,044,627	0.01%	0.08%	
	Foreign DPMs	1,591,504,984	0.02%	0.14%	1,643,889,451	0.02%	0.14%	52,384,467	0.00%	0.00%	
	Strategic Investors	37,416,122,665	0.44%	0.00%	39,003,595,993	0.45%	0.00%	1,587,473,329	0.01%	0.00%	
Total Foreign Investors	183,326,429,456	2.15%	12.46%	188,491,210,021	2.17%	12.54%	5,164,780,565	0.02%	0.08%		
Grand Total		8,526,734,490,620	100.00%	100.00%	8,686,747,410,918	100.00%	100.00%	160,012,920,298			

Weekly Report - Main Market

Ownership Value (by Investor Classification)

Main Market Ownership Breakdown - By Investor Classification									
Investor Classification	As of 13 August 2020			As of 20 August 2020			Weekly Change		
	Holding Value (SAR)	Ownership		Holding Value (SAR)	Ownership		Δ Holding Value (SAR)	Ownership	
		Issued (%)	FreeFloat (%)		Issued (%)	FreeFloat (%)		Δ Issued (%)	Δ FreeFloat (%)
Institutional	8,249,414,708,514	96.71%	75.73%	8,405,278,595,983	96.72%	75.82%	155,863,887,468	0.01%	0.09%
Non-Institutional	277,319,782,106	3.29%	24.27%	281,468,814,935	3.28%	24.18%	4,149,032,829	-0.01%	-0.09%
Grand Total	8,526,734,490,620	100.00%	100.00%	8,686,747,410,918	100.00%	100.00%	160,012,920,298		

Definitions


Institutional:

Refers to investors with institutional behavior including GREs, Saudi Corporates, Saudi Mutual Funds, Saudi and Non-Saudi DPMs, Saudi Individual Professional Investors (IPI), SWAP Holders, Foreign Strategic Partners and Qualified Foreign Investors (QFI).

Non Institutional:

Refers to investors with non-institutional behavior including Saudi Retail Investors, Saudi High Net Worth Investors (HNWI), GCC Individuals and Foreign Residents.

Nomu-Parallel Market - Value Traded & Ownership Breakdown



Weekly Report – Nomu-Parallel Market

Value Traded (by Nationality, Investor Type, & Classification)

Nomu-Parallel Market Value Traded Breakdown - By Nationality and Investor Type

Nationality	Investor Type	Buy		Sell		Net Value Traded	
		SAR	% of Total Buys	SAR	% of Total Sells	SAR (Buy - Sell)	Difference (% Buy - % Sell)
Saudi	Individuals	123,480,432	98.11%	120,265,890	95.56%	3,214,542	2.55%
	Corporates	98,825	0.08%	3,368,342	2.68%	-3,269,517	-2.60%
	Institution	146,100	0.12%	156,718	0.12%	-10,618	-0.01%
	Total Saudi Investors	123,725,357	98.30%	123,790,950	98.36%	-65,593	-0.05%
GCC	Individuals	0	0.00%	0	0.00%	0	0.00%
	Institutions	0	0.00%	0	0.00%	0	0.00%
	Total GCC Investors	0	0.00%	0	0.00%	0	0.00%
Foreign	SWAP Holders	0	0.00%	0	0.00%	0	0.00%
	Foreign Residents	2,134,418	1.70%	2,068,825	1.64%	65,593	0.05%
	QFIs	0	0.00%	0	0.00%	0	0.00%
	Total Foreign Investors	2,134,418	1.70%	2,068,825	1.64%	65,593	0.05%
Grand Total		125,859,775	100.00%	125,859,775	100.00%		

Nomu-Parallel Market Value Traded Breakdown - By Investor Classification

Investor Classification	Buy		Sell		Net Value Traded	
	SAR	% of Total Buys	SAR	% of Total Sells	SAR (Buy - Sell)	Difference (% Buy - % Sell)
Institutional	244,925	0.19%	3,525,060	2.80%	-3,280,135	-2.61%
Non-Institutional	125,614,850	99.81%	122,334,715	97.20%	3,280,135	2.61%
Grand Total	125,859,775	100.00%	125,859,775	100.00%		

Institutional:

Refers to investors with institutional behavior including Saudi Corporates and Institutions (GREs & Mutual Funds), GCC Institutions (GREs, Corporate & Mutual Funds), SWAP Holders, and Qualified Foreign Investors (QFI).

Non Institutional:

Refers to investors with non-institutional behavior including Qualified Saudi and GCC Individuals and Qualified Foreign Residents.

Weekly Report – Nomu-Parallel Market

Ownership Value (by Nationality, Investor Type, & Classification)

Nomu-Parallel Market Ownership Breakdown - By Nationality and Investor Type										
Nationality	Investor Type	As of 13 August 2020			As of 20 August 2020			Weekly Change		
		Holding Value (SAR)	Ownership		Holding Value (SAR)	Ownership		Δ Holding Value (SAR)	Δ Ownership (%)	
			Issued (%)	FreeFloat (%)		Issued (%)	FreeFloat (%)		Δ Issued (%)	Δ FreeFloat (%)
Saudi	Individuals	1,631,126,188	58.64%	92.58%	1,609,417,973	56.24%	92.34%	-21,708,214	-2.40%	-0.24%
	Corporates	1,144,183,645	41.14%	6.35%	1,245,188,672	43.52%	6.51%	101,005,027	2.38%	0.16%
	Institution	2,824,005	0.10%	0.44%	3,256,718	0.11%	0.49%	432,712	0.01%	0.05%
	Total Saudi Investors	2,778,133,838	99.88%	99.36%	2,857,863,363	99.87%	99.33%	79,729,525	-0.01%	-0.03%
GCC	Individuals	0	0.00%	0.00%	0	0.00%	0.00%	0	0.00%	0.00%
	Institutions	0	0.00%	0.00%	0	0.00%	0.00%	0	0.00%	0.00%
	Total GCC Investors	0	0.00%	0.00%	0	0.00%	0.00%	0	0.00%	0.00%
Foreign	SWAP Holders	0	0.00%	0.00%	0	0.00%	0.00%	0	0.00%	0.00%
	Foreign Residents	3,366,162	0.12%	0.64%	3,636,637	0.13%	0.67%	270,475	0.01%	0.03%
	QFIs	0	0.00%	0.00%	0	0.00%	0.00%	0	0.00%	0.00%
	Total Foreign Investors	3,366,162	0.12%	0.64%	3,636,637	0.13%	0.67%	270,475	0.01%	0.03%
Grand Total		2,781,500,000	100.00%	100.00%	2,861,500,000	100.00%	100.00%	80,000,000		

Nomu-Parallel Market Ownership Breakdown - By Investor Classification									
Investor Classification	As of 13 August 2020			As of 20 August 2020			Weekly Change		
	Holding Value (SAR)	Ownership (%)		Holding Value (SAR)	Ownership (%)		Δ Holding Value (SAR)	Ownership	
		Issued (%)	FreeFloat (%)		Issued (%)	FreeFloat (%)		Δ Issued (%)	Δ FreeFloat (%)
Institutional	1,147,007,650	41.24%	6.79%	1,248,445,390	43.63%	7.00%	101,437,739	2.39%	0.21%
Non-Institutional	1,634,492,350	58.76%	93.21%	1,613,054,610	56.37%	93.00%	-21,437,739	-2.39%	-0.21%
Grand Total	2,781,500,000	100%	100%	2,861,500,000	100%	100%	80,000,000		

Institutional:

Refers to investors with institutional behavior including Saudi Corporates and Institutions (GREs & Mutual Funds), GCC Institutions (GREs, Corporate & Mutual Funds), SWAP Holders, and Qualified Foreign Investors (QFI).

Non Institutional:

Refers to investors with non-institutional behavior including Qualified Saudi and GCC Individuals and Qualified Foreign Residents.

السوق المالية السعودية
Saudi Stock Exchange

تداول
Tadawul

Thank you

