


Weekly Stock Market Ownership and Trading Activity Report

Market Reports

Week Ending 16 January 2020



Definitions



Monthly Stock Market Ownership and Trading Activity Report

Definitions


Nationality	Investor Type	Description
Saudi	Individuals*	Saudi Individuals have been classified under 4 categories as defined below:
	- Retail	Retail investors are Saudi individuals , excluding IPIs (see below) and HNWIs.
	- High Net Worth Investors (HNWIs)	HNWIs are Saudi individuals who have had an average portfolio size of SAR 1m (and above) for the preceding 12 months, excluding IPIs (see below).
	- Individual Professional Investors (IPIs)	IPIs are Saudi individuals who have had an average portfolio size of SAR 50m (and above) for the preceding 12 months and a portfolio turnover ratio of not more than 4 times annually.
	- Individual DPMs	Saudi individual investment account in which the manager (Authorized Person) makes the buy/sell decisions for its client without referring to the account owner (based on to the agreed terms between them).
	Institutions	Saudi Institutions have been classified under 4 categories as defined below:
	- Corporates	Saudi company with a commercial registration permitting its investment in the stock market .
	- Mutual Funds	A mutual fund managed by an Authorized Person and licensed by the CMA.
	- Government Related Entities (GREs)	A Government entity or a supranational authority recognized by the CMA.
- Institutional DPMs	Saudi institutional investment account in which the manager (Authorized Person) makes the buy/sell decisions for its client without referring to the account owner (based on to the agreed terms between them).	
GCC	Individuals*	GCC natural person
	Institutions	GCC legal person with a commercial registration certificate (corporate or mutual fund), in addition to GCC government entities.
	GCC DPMs	GCC investment account (institutional or individual) in which the manager (Authorized Person) makes the buy/sell decisions for its client without referring to the account owner (based on to the agreed terms between them).
Foreign	SWAP Holders	Authorized Person with the permission to enter into SWAP agreements to transfer the economic benefits of its ownership of shares in Saudi companies listed on the Saudi Stock Exchange to its non-resident foreign clients.
	Foreign Residents & Others	Investors with a valid residency permit (Iqama) and others (excluding SWAP, QFIs, DPM & Strategic Investors).
	QFIs	Qualified Foreign Institutional investors registered with the CMA in accordance with the QFI Rules, to invest in shares listed on the Saudi Stock Exchange.
	Foreign DPMs	Foreign resident investment account in which the manager (Authorized Person) makes the buy/sell decisions for its client without referring to the account owner (based on to the agreed terms between them).
	Strategic Investors	A foreign legal entity that aims to own a strategic shareholding in listed companies.

*Nomu-Parallel Market Individual Investors

Individuals who fulfill any of the following:

- Conducted transactions not less than SAR 40m, and not less than 10 transaction in each quarter during last 12 months.
- Have an average portfolio size of SAR 5m for the preceding 12 months
- Worked for at least 3 years in financial sectors.
- Hold General Securities Qualification Certificate which is recognized by the Authority.
- Holds professional certificate that is related to securities business and accredited by an internationally recognized entity

Main Market - Value Traded & Ownership Breakdown



Weekly Report - Main Market

Value Traded (by Nationality and Investor Type)

Main Market Value Traded Breakdown - By Nationality and Investor Type

Nationality	Investor Type	Buy		Sell		Net Value Traded		
		SAR	% of Total Buys	SAR	% of Total Sells	SAR (Buy - Sell)	Difference (% Buy - % Sell)	
Saudi	Individuals:							
	Retail	9,958,081,261	48.18%	10,052,783,256	48.63%	-94,701,995	-0.46%	
	HNWIs	5,341,582,261	25.84%	5,467,287,665	26.45%	-125,705,404	-0.61%	
	IPIs	547,113,038	2.65%	956,848,346	4.63%	-409,735,309	-1.98%	
	Individual DPMs	191,890,429	0.93%	187,371,084	0.91%	4,519,345	0.02%	
	Sub Total (Individuals)	16,038,666,989	77.59%	16,664,290,351	80.62%	-625,623,362	-3.03%	
	Institutions:							
	Corporates	940,407,362	4.55%	903,573,782	4.37%	36,833,580	0.18%	
	Mutual Funds	1,020,997,879	4.94%	738,967,505	3.58%	282,030,374	1.36%	
	GRE's	6,132,377	0.03%	30,673,418	0.15%	-24,541,041	-0.12%	
	Institution DPMs	234,749,676	1.14%	188,447,830	0.91%	46,301,846	0.22%	
	Sub Total (Institutions)	2,202,287,295	10.65%	1,861,662,535	9.01%	340,624,760	1.65%	
Total Saudi Investors	18,240,954,284	88.25%	18,525,952,886	89.63%	-284,998,602	-1.38%		
GCC	Individuals	45,311,997	0.22%	36,802,669	0.18%	8,509,328	0.04%	
	Institutions	390,798,120	1.89%	848,155,628	4.10%	-457,357,507	-2.21%	
	GCC DPMs	346,641	0.00%	1,798,097	0.01%	-1,451,456	-0.01%	
	Total GCC Investors	436,456,758	2.11%	886,756,393	4.29%	-450,299,635	-2.18%	
Foreign	SWAP Holders	39,310,384	0.19%	40,045,344	0.19%	-734,961	0.00%	
	Foreign Residents & Others	296,463,386	1.43%	302,527,778	1.46%	-6,064,392	-0.03%	
	QFIs	1,656,715,428	8.02%	909,390,946	4.40%	747,324,482	3.62%	
	Foreign DPMs	197,798	0.00%	600,759	0.00%	-402,960	0.00%	
	Strategic Investor	0	0.00%	4,823,932	0.02%	-4,823,932	-0.02%	
	Total Foreign Investors	1,992,686,996	9.64%	1,257,388,759	6.08%	735,298,237	3.56%	
Grand Total		20,670,098,038	100.00%	20,670,098,038	100.00%			

Weekly Report - Main Market

Value Traded (by Investor Classification)

Main Market Value Traded Breakdown - By Investor Classification						
Investor Classification	Buy		Sell		Net Value Traded	
	SAR	% of Total Buys	SAR	% of Total Sells	SAR (Buy - Sell)	Difference (% Buy - % Sell)
Institutional	5,028,659,132	24.33%	4,810,696,670	23.27%	217,962,462	1.05%
Non-Institutional	15,641,438,906	75.67%	15,859,401,368	76.73%	-217,962,462	-1.05%
Grand Total	20,670,098,038	100.00%	20,670,098,038	100.00%		

Definitions

Institutional:

Refers to investors with institutional behavior including GREs, Saudi Corporates, Saudi Mutual Funds, Saudi and Non-Saudi DPMs, Saudi Individual Professional Investors (IPI), SWAP Holders, Foreign Strategic Partners and Qualified Foreign Investors (QFI).

Non Institutional:

Refers to investors with non-institutional behavior including Saudi Retail Investors, Saudi High Net Worth Investors (HNWI), GCC Individuals and Foreign Residents.

Weekly Report - Main Market

Ownership Value (by Nationality and Investor Type)

Main Market Ownership Breakdown - By Nationality and Investor Type										
Nationality	Investor Type	As of 09 January 2020			As of 16 January 2020			Weekly Change		
		Holding Value (SAR)	Ownership		Holding Value (SAR)	Ownership		Δ Holding Value (SAR)	Ownership	
			Issued (%)	Free Float (%)		Issued (%)	Free Float (%)		Δ Issued (%)	Δ Free Float (%)
Saudi	Individuals:									
	Retail	106,650,164,734	1.19%	8.72%	108,067,774,432	1.21%	8.72%	1,417,609,698	0.02%	0.00%
	HNWIs	167,278,897,712	1.87%	13.46%	169,840,735,140	1.91%	13.48%	2,561,837,428	0.04%	0.02%
	IPIs	282,086,592,827	3.15%	18.21%	286,085,774,929	3.21%	18.18%	3,999,182,102	0.06%	-0.03%
	Individual DPMs	5,290,541,156	0.06%	0.43%	5,370,000,174	0.06%	0.43%	79,459,018	0.00%	0.00%
	Sub Total (Individuals)	561,306,196,429	6.27%	40.82%	569,364,284,675	6.39%	40.81%	8,058,088,246	0.13%	-0.02%
	Institutions:									
	Corporates	381,594,210,268	4.26%	23.19%	387,208,651,006	4.35%	23.16%	5,614,440,738	0.09%	-0.03%
	Mutual Funds	202,680,894,749	2.26%	11.35%	206,384,691,577	2.32%	11.41%	3,703,796,828	0.06%	0.07%
	GRE's	7,541,732,506,105	84.18%	7.25%	7,465,475,735,712	83.84%	7.21%	-76,256,770,393	-0.35%	-0.05%
	Institution DPMs	29,369,492,985	0.33%	2.40%	29,839,150,087	0.34%	2.41%	469,657,103	0.01%	0.01%
	Sub Total (Institutions)	8,155,377,104,107	91.03%	44.19%	8,088,908,228,383	90.84%	44.19%	-66,468,875,724	-0.19%	0.00%
	Total Saudi Investors	8,716,683,300,536	97.30%	85.01%	8,658,272,513,058	97.23%	84.99%	-58,410,787,478	-0.06%	-0.02%
GCC	Individuals	2,669,405,748	0.03%	0.22%	2,716,413,881	0.03%	0.22%	47,008,134	0.00%	0.00%
	Institutions	40,987,381,277	0.46%	2.28%	41,445,198,640	0.47%	2.24%	457,817,364	0.01%	-0.04%
	GCC DPMs	633,825,137	0.01%	0.05%	645,236,832	0.01%	0.05%	11,411,695	0.00%	0.00%
	Total GCC Investors	44,290,612,161	0.49%	2.55%	44,806,849,354	0.50%	2.51%	516,237,192	0.01%	-0.04%
Foreign	SWAP Holders	3,287,930,724	0.04%	0.27%	3,320,546,265	0.04%	0.27%	32,615,541	0.00%	0.00%
	Foreign Residents & Others	14,948,098,304	0.17%	0.98%	15,343,580,502	0.17%	0.99%	395,482,198	0.01%	0.01%
	QFIs	134,622,473,452	1.50%	11.18%	137,122,331,230	1.54%	11.24%	2,499,857,779	0.04%	0.05%
	Foreign DPMs	19,224,067	0.00%	0.00%	19,670,966	0.00%	0.00%	446,899	0.00%	0.00%
	Strategic Investors	44,832,882,918	0.50%	0.00%	45,710,716,731	0.51%	0.00%	877,833,813	0.01%	0.00%
Total Foreign Investors	197,710,609,465	2.21%	12.43%	201,516,845,695	2.26%	12.49%	3,806,236,230	0.06%	0.06%	
Grand Total		8,958,684,522,163	100.00%	100.00%	8,904,596,208,106	100.00%	100.00%	-54,088,314,056		

* Non deposited shares for Saudi Cable Co. 2110 (Corporate Action - Capital Increase-Right issue) was not reflected on 16 January 2020

Weekly Report - Main Market

Ownership Value (by Investor Classification)

Main Market Ownership Breakdown - By Investor Classification									
Investor Classification	As of 09 January 2020			As of 16 January 2020			Weekly Change		
	Holding Value (SAR)	Ownership		Holding Value (SAR)	Ownership		Δ Holding Value (SAR)	Ownership	
		Issued (%)	FreeFloat (%)		Issued (%)	FreeFloat (%)		Δ Issued (%)	Δ FreeFloat (%)
Institutional	8,674,871,328,706	96.75%	76.62%	8,616,705,824,693	96.68%	76.60%	-58,165,504,013	-0.07%	-0.02%
Non-Institutional	283,813,193,456	3.25%	23.38%	287,890,383,413	3.32%	23.40%	4,077,189,957	0.07%	0.02%
Grand Total	8,958,684,522,163	100.00%	100.00%	8,904,596,208,106	100.00%	100.00%	-54,088,314,056		

Definitions


Institutional:

Refers to investors with institutional behavior including GREs, Saudi Corporates, Saudi Mutual Funds, Saudi and Non-Saudi DPMs, Saudi Individual Professional Investors (IPI), SWAP Holders, Foreign Strategic Partners and Qualified Foreign Investors (QFI).

Non Institutional:

Refers to investors with non-institutional behavior including Saudi Retail Investors, Saudi High Net Worth Investors (HNWI), GCC Individuals and Foreign Residents.

Nomu-Parallel Market - Value Traded & Ownership Breakdown



Weekly Report – Nomu-Parallel Market

Value Traded (by Nationality, Investor Type, & Classification)

Nomu-Parallel Market Value Traded Breakdown - By Nationality and Investor Type

Nationality	Investor Type	Buy		Sell		Net Value Traded	
		SAR	% of Total Buys	SAR	% of Total Sells	SAR (Buy - Sell)	Difference (% Buy - % Sell)
Saudi	Individuals	100,857,875	95.71%	91,265,106	86.60%	9,592,770	9.10%
	Corporates	37,500	0.04%	10,399,314	9.87%	-10,361,814	-9.83%
	Institution	0	0.00%	93,005	0.09%	-93,005	-0.09%
	Total Saudi Investors	100,895,375	95.74%	101,757,425	96.56%	-862,049	-0.82%
GCC	Individuals	0	0.00%	0	0.00%	0	0.00%
	Institutions	0	0.00%	0	0.00%	0	0.00%
	Total GCC Investors	0	0.00%	0	0.00%	0	0.00%
Foreign	SWAP Holders	0	0.00%	0	0.00%	0	0.00%
	Foreign Residents	4,487,657	4.26%	3,625,608	3.44%	862,049	0.82%
	QFIs	0	0.00%	0	0.00%	0	0.00%
	Total Foreign Investors	4,487,657	4.26%	3,625,608	3.44%	862,049	0.82%
Grand Total		105,383,032	100.00%	105,383,032	100.00%		

Nomu-Parallel Market Value Traded Breakdown - By Investor Classification

Investor Classification	Buy		Sell		Net Value Traded	
	SAR	% of Total Buys	SAR	% of Total Sells	SAR (Buy - Sell)	Difference (% Buy - % Sell)
Institutional	37,500	0.04%	10,492,319	9.96%	-10,454,819	-9.92%
Non-Institutional	105,345,532	99.96%	94,890,713	90.04%	10,454,819	9.92%
Grand Total	105,383,032	100.00%	105,383,032	100.00%		

Institutional:

Refers to investors with institutional behavior including Saudi Corporates and Institutions (GREs & Mutual Funds), GCC Institutions (GREs, Corporate & Mutual Funds), SWAP Holders, and Qualified Foreign Investors (QFI).

Non Institutional:

Refers to investors with non-institutional behavior including Qualified Saudi and GCC Individuals and Qualified Foreign Residents.

Weekly Report – Nomu-Parallel Market

Ownership Value (by Nationality, Investor Type, & Classification)

Nomu-Parallel Market Ownership Breakdown - By Nationality and Investor Type										
Nationality	Investor Type	As of 09 January 2020			As of 16 January 2020			Weekly Change		
		Holding Value (SAR)	Ownership		Holding Value (SAR)	Ownership		Δ Holding Value (SAR)	Δ Ownership (%)	
			Issued (%)	FreeFloat (%)		Issued (%)	FreeFloat (%)		Δ Issued (%)	Δ FreeFloat (%)
Saudi	Individuals	2,170,472,937	96.21%	98.69%	2,278,508,213	96.38%	99.10%	108,035,276	0.17%	0.41%
	Corporates	81,134,060	3.60%	0.67%	80,153,077	3.39%	0.20%	-980,984	-0.21%	-0.47%
	Institution	2,085,101	0.09%	0.31%	2,296,242	0.10%	0.30%	211,141	0.00%	-0.01%
	Total Saudi Investors	2,253,692,098	99.90%	99.67%	2,360,957,532	99.87%	99.60%	107,265,434	-0.03%	-0.07%
GCC	Individuals	0	0.00%	0.00%	0	0.00%	0.00%	0	0.00%	0.00%
	Institutions	0	0.00%	0.00%	0	0.00%	0.00%	0	0.00%	0.00%
	Total GCC Investors	0	0.00%	0.00%	0	0.00%	0.00%	0	0.00%	0.00%
Foreign	SWAP Holders	0	0.00%	0.00%	0	0.00%	0.00%	0	0.00%	0.00%
	Foreign Residents	2,257,902	0.10%	0.33%	3,042,468	0.13%	0.40%	784,566	0.03%	0.07%
	QFIs	0	0.00%	0.00%	0	0.00%	0.00%	0	0.00%	0.00%
	Total Foreign Investors	2,257,902	0.10%	0.33%	3,042,468	0.13%	0.40%	784,566	0.03%	0.07%
Grand Total		2,255,950,000	100.00%	100.00%	2,364,000,000	100.00%	100.00%	108,050,000		

Nomu-Parallel Market Ownership Breakdown - By Investor Classification										
Investor Classification	As of 09 January 2020			As of 16 January 2020			Weekly Change			
	Holding Value (SAR)	Ownership (%)		Holding Value (SAR)	Ownership (%)		Δ Holding Value (SAR)	Ownership		
		Issued (%)	FreeFloat (%)		Issued (%)	FreeFloat (%)		Δ Issued (%)	Δ FreeFloat (%)	
Institutional	83,219,161	3.69%	0.98%	82,449,319	3.49%	0.50%	-769,843	-0.20%	-0.48%	
Non-Institutional	2,172,730,839	96.31%	99.02%	2,281,550,681	96.51%	99.50%	108,819,843	0.20%	0.48%	
Grand Total	2,255,950,000	100%	100%	2,364,000,000	100%	100%	108,050,000			

Institutional:

Refers to investors with institutional behavior including Saudi Corporates and Institutions (GREs & Mutual Funds), GCC Institutions (GREs, Corporate & Mutual Funds), SWAP Holders, and Qualified Foreign Investors (QFI).

Non Institutional:

Refers to investors with non-institutional behavior including Qualified Saudi and GCC Individuals and Qualified Foreign Residents.

السوق المالية السعودية
Saudi Stock Exchange

تداول
Tadawul

Thank you

