


Weekly Stock Market Ownership and Trading Activity Report

Market Reports

Week Ending 21 March 2019



Definitions



Weekly Stock Market Ownership and Trading Activity Report


Definitions

Nationality	Investor Type	Description
Saudi	Individuals*	Saudi Individuals have been classified under 4 categories as defined below:
	- Retail	Retail investors are Saudi individuals , excluding IPIs (see below) and HNWIs.
	- High Net Worth Investors (HNWIs)	HNWIs are Saudi individuals who have had an average portfolio size of SAR 1m (and above) for the preceding 12 months, excluding IPIs (see below).
	- Individual Professional Investors (IPIs)	IPIs are Saudi individuals who have had an average portfolio size of SAR 50m (and above) for the preceding 12 months and a portfolio turnover ratio of not more than 4 times annually.
	- Individual DPMs	Saudi individual investment account in which the manager (Authorized Person) makes the buy/sell decisions for its client without referring to the account owner (based on to the agreed terms between them).
	Institutions	Saudi Institutions have been classified under 4 categories as defined below:
	- Corporates	Saudi company with a commercial registration permitting its investment in the stock market .
	- Mutual Funds	A mutual fund managed by an Authorized Person and licensed by the CMA.
GCC	- Government Related Entities (GRES)	A Government entity or a supranational authority recognized by the CMA.
	- Institutional DPMs	Saudi institutional investment account in which the manager (Authorized Person) makes the buy/sell decisions for its client without referring to the account owner (based on to the agreed terms between them).
	Individuals*	GCC natural person
GCC	Institutions	GCC legal person with a commercial registration certificate (corporate or mutual fund), in addition to GCC government entities.
	GCC DPMs	GCC investment account (institutional or individual) in which the manager (Authorized Person) makes the buy/sell decisions for its client without referring to the account owner (based on to the agreed terms between them).
Foreign	SWAP Holders	Authorized Person with the permission to enter into SWAP agreements to transfer the economic benefits of its ownership of shares in Saudi companies listed on the Saudi Stock Exchange to its non-resident foreign clients.
	Foreign Residents*	Foreign investors domiciled in the Kingdom with a valid residency permit (Iqama) (excluding GCC nationals).
	QFIs	Qualified Foreign Institutional investors registered with the CMA in accordance with the QFI Rules, to invest in shares listed on the Saudi Stock Exchange.
	Foreign DPMs	Foreign resident investment account in which the manager (Authorized Person) makes the buy/sell decisions for its client without referring to the account owner (based on to the agreed terms between them).
	Strategic Partners	Foreign investors considered founders and partners of Saudi listed companies.
	NRFI	Non-Resident Foreign Investors in accordance with the Guidance Note for the investment of Non- Resident Foreigners in Parallel Market

*Nomu-Parallel Market Individual Investors

- Individuals who fulfill any of the following:
- Conducted transactions not less than SAR 40m, and not less than 10 transaction in each quarter during last 12 months.
 - Have an average portfolio size of SAR 5m for the preceding 12 months
 - Worked for at least 3 years in financial sectors.
 - Hold General Securities Qualification Certificate which is recognized by the Authority.
 - Holds professional certificate that is related to securities business and accredited by an internationally recognized entity

Main Market - Value Traded & Ownership Breakdown



Weekly Report - Main Market

Value Traded (by Nationality and Investor Type)

Main Market Value Traded Breakdown - By Nationality and Investor Type

Nationality	Investor Type	Buy		Sell		Net Value Traded	
		SAR	% of Total Buys	SAR	% of Total Sells	SAR (Buy - Sell)	Difference (% Buy - % Sell)
Saudi	Individuals:						
	Retail	6,927,271,926	42.65%	7,326,736,099	45.11%	-399,464,173	-2.46%
	HNWIs	3,843,355,937	23.66%	3,935,507,707	24.23%	-92,151,770	-0.57%
	IPIs	741,510,498	4.56%	1,015,981,566	6.25%	-274,471,067	-1.69%
	Individual DPMs	84,820,712	0.52%	146,170,388	0.90%	-61,349,676	-0.38%
	Sub Total (Individuals)	11,596,959,073	71.39%	12,424,395,759	76.49%	-827,436,687	-5.09%
	Institutions:						
	Corporates	856,566,395	5.27%	573,770,871	3.53%	282,795,525	1.74%
	Mutual Funds	388,838,432	2.39%	626,864,326	3.86%	-238,025,895	-1.47%
	GRE's	3,448,725	0.02%	232,047,632	1.43%	-228,598,907	-1.41%
	Institution DPMs	142,995,247	0.88%	373,829,516	2.30%	-230,834,269	-1.42%
	Sub Total (Institutions)	1,391,848,798	8.57%	1,806,512,345	11.12%	-414,663,546	-2.55%
Total Saudi Investors	12,988,807,871	79.96%	14,230,908,104	87.61%	-1,242,100,233	-7.65%	
GCC	Individuals	35,230,060	0.22%	28,321,941	0.17%	6,908,119	0.04%
	Institutions	237,789,211	1.46%	229,167,831	1.41%	8,621,380	0.05%
	GCC DPMs	124,259	0.00%	445,617	0.00%	-321,357	0.00%
	Total GCC Investors	273,143,530	1.68%	257,935,389	1.59%	15,208,141	0.09%
Foreign	SWAP Holders	1,381,613,863	8.51%	1,287,062,548	7.92%	94,551,315	0.58%
	Foreign Residents	174,250,240	1.07%	187,513,489	1.15%	-13,263,250	-0.08%
	QFIs	1,424,938,860	8.77%	279,322,929	1.72%	1,145,615,932	7.05%
	Foreign DPMs	673,758	0.00%	685,663	0.00%	-11,905	0.00%
	Strategic Partners	0	0.00%	0	0.00%	0	0.00%
Total Foreign Investors	2,981,476,721	18.35%	1,754,584,629	10.80%	1,226,892,092	7.55%	
Grand Total		16,243,428,122	100.00%	16,243,428,122	100.00%		

Weekly Report - Main Market

Value Traded (by Investor Classification)

Main Market Value Traded Breakdown - By Investor Classification

Investor Classification	Buy		Sell		Net Value Traded	
	SAR	% of Total Buys	SAR	% of Total Sells	SAR (Buy - Sell)	Difference (% Buy - % Sell)
Institutional	5,263,319,960	32.40%	4,765,348,886	29.34%	497,971,074	3.07%
Non-Institutional	10,980,108,162	67.60%	11,478,079,236	70.66%	-497,971,074	-3.07%
Grand Total	16,243,428,122	100.00%	16,243,428,122	100.00%		

Definitions

Institutional:

Refers to investors with institutional behavior including GREs, Saudi Corporates, Saudi Mutual Funds, Saudi and Non-Saudi DPMs, Saudi Individual Professional Investors (IPI), SWAP Holders, Foreign Strategic Partners and Qualified Foreign Investors (QFI).

Non Institutional:

Refers to investors with non-institutional behavior including Saudi Retail Investors, Saudi High Net Worth Investors (HNWI), GCC Individuals and Foreign Residents.

Weekly Report - Main Market

Ownership Value (by Nationality and Investor Type)

Main Market Ownership Breakdown - By Nationality and Investor Type

Nationality	Investor Type	As of 14 March 2019		As of 21 March 2019		Weekly Change	
		Holding Value (SAR)	Ownership (%)	Holding Value (SAR)	Ownership (%)	Δ Holding Value (SAR)	Δ Ownership (%)
Saudi	Individuals:						
	Retail	78,056,809,490	3.83%	79,441,394,666	3.85%	1,384,585,177	0.01%
	HNWIs	158,716,093,754	7.80%	160,552,423,379	7.78%	1,836,329,625	-0.02%
	IPIs	274,164,777,687	13.47%	277,502,022,962	13.44%	3,337,245,275	-0.03%
	Individual DPMs	5,452,577,245	0.27%	5,497,794,786	0.27%	45,217,541	0.00%
	Sub Total (Individuals)	516,390,258,176	25.37%	522,993,635,794	25.33%	6,603,377,619	-0.04%
	Institutions:						
	Corporates	305,263,636,632	15.00%	310,433,180,971	15.04%	5,169,544,339	0.04%
	Mutual Funds	193,540,532,616	9.51%	195,490,746,001	9.47%	1,950,213,384	-0.04%
	GRE's	829,271,141,902	40.74%	838,606,241,953	40.62%	9,335,100,051	-0.12%
	Institution DPMs	45,892,468,291	2.25%	46,480,820,124	2.25%	588,351,832	0.00%
	Sub Total (Institutions)	1,373,967,779,442	67.50%	1,391,010,989,049	67.38%	17,043,209,607	-0.12%
Total Saudi Investors	1,890,358,037,617	92.87%	1,914,004,624,843	92.72%	23,646,587,226	-0.16%	
GCC	Individuals	3,099,415,906	0.15%	3,163,669,426	0.15%	64,253,519	0.00%
	Institutions	38,004,313,878	1.87%	38,563,035,806	1.87%	558,721,928	0.00%
	GCC DPMs	873,889,864	0.04%	859,344,656	0.04%	-14,545,208	0.00%
	Total GCC Investors	41,977,619,648	2.06%	42,586,049,888	2.06%	608,430,240	0.00%
Foreign	SWAP Holders	13,551,845,447	0.67%	13,314,442,574	0.64%	-237,402,873	-0.02%
	Foreign Residents	3,633,381,180	0.18%	3,685,107,452	0.18%	51,726,272	0.00%
	QFIs	20,405,567,272	1.00%	23,192,282,774	1.12%	2,786,715,502	0.12%
	Foreign DPMs	4,288,379,874	0.21%	4,374,598,667	0.21%	86,218,792	0.00%
	Strategic Partners	61,219,559,054	3.01%	63,204,209,845	3.06%	1,984,650,791	0.05%
	Total Foreign Investors	103,098,732,829	5.07%	107,770,641,312	5.22%	4,671,908,484	0.16%
Grand Total		2,035,434,390,094	100.00%	2,064,361,316,043	100.00%	28,926,925,949	

Weekly Report - Main Market

Ownership Value (by Investor Classification)

Main Market Ownership Breakdown - By Investor Classification						
Investor Classification	As of 14 March 2019		As of 21 March 2019		Weekly Change	
	Holding Value (SAR)	Ownership (%)	Holding Value (SAR)	Ownership (%)	Δ Holding Value (SAR)	Δ Ownership (%)
Institutional	1,791,928,689,764	88.04%	1,817,518,721,120	88.04%	25,590,031,356	0.01%
Non-Institutional	243,505,700,330	11.96%	246,842,594,923	11.96%	3,336,894,593	-0.01%
Grand Total	2,035,434,390,094	100.00%	2,064,361,316,043	100.00%	28,926,925,949	

Definitions


Institutional:

Refers to investors with institutional behavior including GREs, Saudi Corporates, Saudi Mutual Funds, Saudi and Non-Saudi DPMs, Saudi Individual Professional Investors (IPI), SWAP Holders, Foreign Strategic Partners and Qualified Foreign Investors (QFI).

Non Institutional:

Refers to investors with non-institutional behavior including Saudi Retail Investors, Saudi High Net Worth Investors (HNWI), GCC Individuals and Foreign Residents.

Nomu-Parallel Market - Value Traded & Ownership Breakdown



Weekly Report – Nomu-Parallel Market

Value Traded (by Nationality, Investor Type, & Classification)

Nomu-Parallel Market Value Traded Breakdown - By Nationality and Investor Type

Nationality	Investor Type	Buy		Sell		Net Value Traded	
		SAR	% of Total Buys	SAR	% of Total Sells	SAR (Buy - Sell)	Difference (% Buy - % Sell)
Saudi	Individuals	5,971,083	85.87%	5,797,587	83.37%	173,495	2.49%
	Corporates	191,403	2.75%	152,816	2.20%	38,587	0.55%
	GRE's	0	0.00%	0	0.00%	0	0.00%
	Institution	38,352	0.55%	688,819	9.91%	-650,467	-9.35%
	Total Saudi Investors	6,200,838	89.17%	6,639,222	95.47%	-438,384	-6.30%
GCC	Individuals	0	0.00%	0	0.00%	0	0.00%
	Institutions	101,801	1.46%	29,250	0.42%	72,551	1.04%
	Total GCC Investors	101,801	1.46%	29,250	0.42%	72,551	1.04%
Foreign	SWAP Holders	0	0.00%	0	0.00%	0	0.00%
	Foreign Residents	74,297	1.07%	134,521	1.93%	-60,224	-0.87%
	QFIs	576,964	8.30%	150,907	2.17%	426,057	6.13%
	Total Foreign Investors	651,261	9.37%	285,428	4.10%	365,833	5.26%
Grand Total		6,953,900	100.00%	6,953,900	100.00%		

Nomu-Parallel Market Value Traded Breakdown - By Investor Classification

Investor Classification	Buy		Sell		Net Value Traded	
	SAR	% of Total Buys	SAR	% of Total Sells	SAR (Buy - Sell)	Difference (% Buy - % Sell)
Institutional	908,520	13.06%	1,021,791	14.69%	-113,272	-1.63%
Non-Institutional	6,045,380	86.94%	5,932,108	85.31%	113,272	1.63%
Grand Total	6,953,900	100.00%	6,953,900	100.00%		

Institutional:

Refers to investors with institutional behavior including Saudi Corporates and Institutions (GREs & Mutual Funds), GCC Institutions (GREs, Corporate & Mutual Funds), SWAP Holders, and Qualified Foreign Investors (QFI).

Non Institutional:

Refers to investors with non-institutional behavior including Qualified Saudi and GCC Individuals and Qualified Foreign Residents.

Weekly Report – Nomu-Parallel Market

Ownership Value (by Nationality, Investor Type, & Classification)

Nomu-Parallel Market Ownership Breakdown - By Nationality and Investor Type

Nationality	Investor Type	As of 14 March 2019		As of 21 March 2019		Weekly Change	
		Holding Value (SAR)	Ownership (%)	Holding Value (SAR)	Ownership (%)	Δ Holding Value (SAR)	Δ Ownership (%)
Saudi	Individuals	4,231,582,675	95.13%	4,199,167,793	95.21%	-32,414,882	0.08%
	Corporates	146,834,702	3.30%	142,975,138	3.24%	-3,859,564	-0.06%
	GRE's	-	-	-	-	-	-
	Institution	39,497,564	0.89%	38,919,006	0.88%	-578,557	-0.01%
	Total Saudi Investors	4,417,914,941	99.31%	4,381,061,937	99.33%	-36,853,004	0.02%
GCC	Individuals	0	0.00%	0	0.00%	0	0.00%
	Institutions	12,031,518	0.27%	11,115,160	0.25%	-916,358	-0.02%
	Total GCC Investors	12,031,518	0.27%	11,115,160	0.25%	-916,358	-0.02%
Foreign	SWAP Holders	255,628	0.01%	217,135	0.00%	-38,493	0.00%
	Foreign Residents	3,906,946	0.09%	3,897,666	0.09%	-9,280	0.00%
	QFIs	14,291,067	0.32%	14,125,901	0.32%	-165,166	0.00%
	Total Foreign Investors	18,453,641	0.41%	18,240,703	0.41%	-212,938	0.00%
Grand Total		4,448,400,100	100.00%	4,410,417,800	100.00%	-37,982,300	

Nomu-Parallel Market Ownership Breakdown - By Investor Classification

Investor Classification	As of 14 March 2019		As of 21 March 2019		Weekly Change	
	Holding Value (SAR)	Ownership (%)	Holding Value (SAR)	Ownership (%)	Δ Holding Value (SAR)	Δ Ownership (%)
Institutional	212,910,479	4.79%	207,352,341	4.70%	-5,558,138	-0.08%
Non-Institutional	4,235,489,621	95.21%	4,203,065,459	95.30%	-32,424,162	0.08%
Grand Total	4,448,400,100	100.00%	4,410,417,800	100.00%	-37,982,300	

Institutional:

Refers to investors with institutional behavior including Saudi Corporates and Institutions (GREs & Mutual Funds), GCC Institutions (GREs, Corporate & Mutual Funds), SWAP Holders, and Qualified Foreign Investors (QFI).

Non Institutional:

Refers to investors with non-institutional behavior including Qualified Saudi and GCC Individuals and Qualified Foreign Residents.

السوق المالية السعودية
Saudi Stock Exchange

تداول
Tadawul

Thank you

