


# Weekly Stock Market Ownership and Trading Activity Report

Market Reports

Week Ending 20 April 2017



# Definitions




# Weekly Stock Market Ownership and Trading Activity Report

## Definitions

Nationality	Investor Type	Description
Saudi	<b>Individuals</b>	<b>Saudi Individuals</b> have been classified under 4 categories as defined below:
	- Retail	<b>Retail</b> investors are Saudi individuals , excluding <b>IPIs</b> (see below) and <b>HNWIs</b> .
	- High Net Worth Investors ( <b>HNWIs</b> )	<b>HNWIs</b> are Saudi individuals who have had an average portfolio size of SAR 1m (and above) for the preceding 12 months, excluding <b>IPIs</b> (see below).
	- Individual Professional Investors ( <b>IPIs</b> )	<b>IPIs</b> are Saudi individuals who have had an average portfolio size of SAR 50m (and above) for the preceding 12 months and a portfolio turnover ratio of not more than 4 times annually.
	- Individual DPMs	Saudi individual investment account in which the manager (Authorized Person) makes the buy/sell decisions for its client without referring to the account owner (based on to the agreed terms between them).
	<b>Institutions</b>	<b>Saudi Institutions</b> have been classified under 4 categories as defined below:
	- Corporates	Saudi company with a commercial registration permitting its investment in the stock market .
	- Mutual Funds	A mutual fund managed by an Authorized Person and licensed by the CMA.
	- Government Related Entities ( <b>GREs</b> )	A Government entity or a supranational authority recognized by the CMA.
- Institutional DPMs	Saudi institutional investment account in which the manager (Authorized Person) makes the buy/sell decisions for its client without referring to the account owner (based on to the agreed terms between them).	
GCC	<b>Individuals</b>	<b>GCC natural person</b>
	Institutions	GCC legal person with a commercial registration certificate (corporate or mutual fund), in addition to GCC government entities.
	<b>GCC DPMs</b>	<b>GCC investment account (institutional or individual) in which the manager (Authorized Person) makes the buy/sell decisions for its client without referring to the account owner (based on to the agreed terms between them).</b>
Foreign	SWAP Holders	Authorized Person with the permission to enter into SWAP agreements to transfer the economic benefits of its ownership of shares in Saudi companies listed on the Saudi Stock Exchange to its non-resident foreign clients.
	<b>Foreign Residents</b>	<b>Foreign investors domiciled in the Kingdom with a valid residency permit (Iqama) (excluding GCC nationals).</b>
	QFIs	Qualified Foreign Institutional investors registered with the CMA in accordance with the QFI Rules, to invest in shares listed on the Saudi Stock Exchange.
	<b>Foreign DPMs</b>	<b>Foreign resident investment account in which the manager (Authorized Person) makes the buy/sell decisions for its client without referring to the account owner (based on to the agreed terms between them).</b>
	Strategic Partners	Foreign investors considered founders and partners of Saudi listed companies.

# Highlights



# Weekly Stock Market Ownership and Trading Activity Report


## Highlights

The total value of shares traded for the week ending 20 April 2017 amounted to SAR 15.37 billion, increasing by 1.79% over the previous week; while total stock market capitalization reached SAR 1,620.88 billion at the end of this period, decreasing by 2.49% over the previous week.

- ▶ The total value of shares purchased by “Saudi Investors” during this period amounted to SAR 14.65 billion representing 95.31% of total buying activity, and sales of SAR 14.42 billion representing 93.84% of total selling activity. Total ownership of “Saudi Investors” stood at 93.43% of total market capitalization as of 20 April 2017, representing a decrease of 0.01% from the previous week.
- ▶ The total value of shares purchased by “GCC Investors” during this period amounted to SAR 0.253 billion representing 1.65% of total buying activity, and sales of SAR 0.314 billion representing 2.04% of total selling activity. Total ownership of “GCC Investors” stood at 2.40% of total market capitalization as of 20 April 2017, representing a decrease of 0.001% from the previous week.
- ▶ The total value of shares purchased by “Foreign Investors” during this period amounted to SAR 0.467 billion representing 3.04% of total buying activity, and sales of SAR 0.633 billion representing 4.12% of total selling activity. Total ownership of “Foreign Investors” stood at 4.16% of total market capitalization as of 20 April 2017, representing an increase of 0.01% from the previous week.



# Stock Market Value Traded Breakdown



# Weekly Stock Market Ownership and Trading Activity Report

## Value Traded (by Nationality and Investor Type)

### Stock Market Traded Value Breakdown - By Nationality and Investor Type

Nationality	Investor Type	Buy		Sell		Net Value Traded	
		SAR	% of Total Buys	SAR	% of Total Sells	SAR (Buy - Sell)	Difference (% Buy - % Sell)
Saudi	<b>Individuals:</b>						
	Retail	7,540,848,715	49.07%	8,100,729,392	52.72%	-559,880,677	-3.64%
	HNWIs	4,753,886,790	30.94%	4,687,044,589	30.50%	66,842,200	0.43%
	IPIs	391,925,983	2.55%	352,365,503	2.29%	39,560,480	0.26%
	Individual DPMs	134,896,993	0.88%	110,314,375	0.72%	24,582,618	0.16%
	<b>Sub Total (Individuals)</b>	<b>12,821,558,480</b>	<b>83.44%</b>	<b>13,250,453,859</b>	<b>86.23%</b>	<b>-428,895,378</b>	<b>-2.79%</b>
	<b>Institutions:</b>						
	Corporates	954,115,828	6.21%	585,412,652	3.81%	368,703,176	2.40%
	Mutual Funds	647,827,176	4.22%	349,676,908	2.28%	298,150,268	1.94%
	GRE's	5,646,058	0.04%	0	0.00%	5,646,058	0.04%
	Institution DPMs	217,202,587	1.41%	234,749,508	1.53%	-17,546,921	-0.11%
	<b>Sub Total (Institutions)</b>	<b>1,824,791,649</b>	<b>11.88%</b>	<b>1,169,839,068</b>	<b>7.61%</b>	<b>654,952,581</b>	<b>4.26%</b>
	<b>Total Saudi Investors</b>	<b>14,646,350,130</b>	<b>95.31%</b>	<b>14,420,292,927</b>	<b>93.84%</b>	<b>226,057,203</b>	<b>1.47%</b>
GCC	Individuals	50,807,267	0.33%	55,429,247	0.36%	-4,621,980	-0.03%
	Institutions	202,089,810	1.32%	257,931,312	1.68%	-55,841,502	-0.36%
	GCC DPMs	171,315	0.00%	155,429	0.00%	15,887	0.00%
	<b>Total GCC Investors</b>	<b>253,068,392</b>	<b>1.65%</b>	<b>313,515,988</b>	<b>2.04%</b>	<b>-60,447,596</b>	<b>-0.39%</b>
Foreign	SWAP Holders	162,050,487	1.05%	290,219,818	1.89%	-128,169,330	-0.83%
	Foreign Residents	206,880,743	1.35%	219,434,886	1.43%	-12,554,142	-0.08%
	QFIs	62,888,632	0.41%	101,665,430	0.66%	-38,776,798	-0.25%
	Foreign DPMs	35,104,441	0.23%	21,213,777	0.14%	13,890,664	0.09%
	Strategic Partners	0	0.00%	0	0.00%	0	0.00%
	<b>Total Foreign Investors</b>	<b>466,924,303</b>	<b>3.04%</b>	<b>632,533,910</b>	<b>4.12%</b>	<b>-165,609,607</b>	<b>-1.08%</b>
<b>Grand Total</b>		<b>15,366,342,825</b>	<b>100.00%</b>	<b>15,366,342,825</b>	<b>100.00%</b>		

# Weekly Stock Market Ownership and Trading Activity Report

## Value Traded (by Investor Classification)

### Stock Market Traded Value Breakdown - By Investor Classification

Investor Classification	Buy		Sell		Net Value Traded	
	SAR	% of Total Buys	SAR	% of Total Sells	SAR (Buy - Sell)	Difference (% Buy - % Sell)
<b>Institutional</b>	2,813,919,311	18.31%	2,303,704,711	14.99%	510,214,599	3.32%
<b>Non-Institutional</b>	12,552,423,514	81.69%	13,062,638,113	85.01%	-510,214,599	-3.32%
<b>Grand Total</b>	<b>15,366,342,825</b>	<b>100.00%</b>	<b>15,366,342,825</b>	<b>100.00%</b>		

## Definitions

### **Institutional:**

Refers to investors with institutional behavior including GREs, Saudi Corporates, Saudi Mutual Funds, Saudi and Non-Saudi DPMs, Saudi Individual Professional Investors (IPI), SWAP Holders, Foreign Strategic Partners and Qualified Foreign Investors (QFI).

### **Non Institutional:**

Refers to investors with non-institutional behavior including Saudi Retail Investors, Saudi High Net Worth Investors (HNWI), GCC Individuals and Foreign Residents.



# Stock Market Ownership Breakdown



# Weekly Stock Market Ownership and Trading Activity Report

## Ownership Value (by Nationality and Investor Type)

Stock Market Ownership Breakdown - By Nationality and Investor Type							
Nationality	Investor Type	As of 13 April 2017		As of 20 April 2017		Weekly Change	
		Holding Value (SAR)	Ownership (%)	Holding Value (SAR)	Ownership (%)	Δ Holding Value (SAR)	Δ Ownership (%)
Saudi	<b>Individuals:</b>						
	Retail	75,948,978,456	4.57%	74,718,798,141	4.61%	-1,230,180,316	0.04%
	HNWIs	132,506,321,875	7.97%	129,213,915,295	7.97%	-3,292,406,580	0.00%
	IPIs	254,003,710,111	15.28%	246,135,484,489	15.19%	-7,868,225,622	-0.10%
	Individual DPMs	4,744,947,561	0.29%	4,611,322,289	0.28%	-133,625,272	0.00%
	<b>Sub Total (Individuals)</b>	<b>467,203,958,003</b>	<b>28.11%</b>	<b>454,679,520,214</b>	<b>28.05%</b>	<b>-12,524,437,790</b>	<b>-0.06%</b>
	<b>Institutions:</b>						
	Corporates	285,600,399,534	17.18%	278,516,135,655	17.18%	-7,084,263,880	0.00%
	Mutual Funds	90,926,714,502	5.47%	88,723,055,403	5.47%	-2,203,659,099	0.00%
	GRE's	662,626,923,731	39.86%	646,782,644,091	39.90%	-15,844,279,641	0.04%
	Institution DPMs	46,963,415,047	2.83%	45,763,508,964	2.82%	-1,199,906,083	0.00%
	<b>Sub Total (Institutions)</b>	<b>1,086,117,452,815</b>	<b>65.34%</b>	<b>1,059,785,344,112</b>	<b>65.38%</b>	<b>-26,332,108,702</b>	<b>0.04%</b>
<b>Total Saudi Investors</b>	<b>1,553,321,410,818</b>	<b>93.45%</b>	<b>1,514,464,864,326</b>	<b>93.43%</b>	<b>-38,856,546,492</b>	<b>-0.01%</b>	
GCC	Individuals	3,048,074,462	0.18%	2,967,504,540	0.18%	-80,569,922	0.00%
	Institutions	36,256,177,487	2.18%	35,358,936,186	2.18%	-897,241,301	0.00%
	GCC DPMs	628,308,868	0.04%	598,459,090	0.04%	-29,849,778	0.00%
	<b>Total GCC Investors</b>	<b>39,932,560,817</b>	<b>2.40%</b>	<b>38,924,899,815</b>	<b>2.40%</b>	<b>-1,007,661,002</b>	<b>0.00%</b>
Foreign	SWAP Holders	11,108,896,306	0.67%	10,689,770,451	0.66%	-419,125,855	-0.01%
	Foreign Residents	4,306,773,683	0.26%	4,207,025,336	0.26%	-99,748,346	0.00%
	QFIs	4,947,259,726	0.30%	4,776,820,854	0.29%	-170,438,872	0.00%
	Foreign DPMs	2,076,167,311	0.12%	2,025,676,298	0.12%	-50,491,013	0.00%
	Strategic Partners	46,565,275,460	2.80%	45,787,324,786	2.82%	-777,950,674	0.02%
	<b>Total Foreign Investors</b>	<b>69,004,372,486</b>	<b>4.15%</b>	<b>67,486,617,726</b>	<b>4.16%</b>	<b>-1,517,754,760</b>	<b>0.01%</b>
<b>Grand Total</b>		<b>1,662,258,344,120</b>	<b>100.00%</b>	<b>1,620,876,381,867</b>	<b>100.00%</b>	<b>-41,381,962,253</b>	

# Weekly Stock Market Ownership and Trading Activity Report

## Ownership Value (by Investor Classification)

### Stock Market Ownership Breakdown - By Investor Classification

Investor Classification	As of 13 April 2017		As of 20 April 2017		Weekly Change	
	Holding Value (SAR)	Ownership (%)	Holding Value (SAR)	Ownership (%)	Δ Holding Value (SAR)	Δ Ownership (%)
<b>Institutional</b>	1,446,448,195,644	87.02%	1,409,769,138,555	86.98%	-36,679,057,089	-0.04%
<b>Non-Institutional</b>	215,810,148,476	12.98%	211,107,243,312	13.02%	-4,702,905,164	0.04%
<b>Grand Total</b>	<b>1,662,258,344,120</b>	<b>100.00%</b>	<b>1,620,876,381,867</b>	<b>100.00%</b>	<b>-41,381,962,253</b>	

## Definitions

### **Institutional:**

Refers to investors with institutional behavior including GREs, Saudi Corporates, Saudi Mutual Funds, Saudi and Non-Saudi DPMs, Saudi Individual Professional Investors (IPI), SWAP Holders, Foreign Strategic Partners and Qualified Foreign Investors (QFI).

### **Non Institutional:**

Refers to investors with non-institutional behavior including Saudi Retail Investors, Saudi High Net Worth Investors (HNWI), GCC Individuals and Foreign Residents.

السوق المالية السعودية  
Saudi Stock Exchange

تداول  
Tadawul

Thank you

