


# Weekly Stock Market Ownership and Trading Activity Report

Market Reports

Week Ending 15 March 2018



# Definitions



# Weekly Stock Market Ownership and Trading Activity Report

## Definitions


Nationality	Investor Type	Description
Saudi	<b>Individuals*</b>	<b>Saudi Individuals</b> have been classified under 4 categories as defined below:
	- Retail	<b>Retail</b> investors are Saudi individuals , excluding <b>IPIs</b> (see below) and <b>HNWIs</b> .
	- High Net Worth Investors ( <b>HNWIs</b> )	<b>HNWIs</b> are Saudi individuals who have had an average portfolio size of SAR 1m (and above) for the preceding 12 months, excluding <b>IPIs</b> (see below).
	- Individual Professional Investors ( <b>IPIs</b> )	<b>IPIs</b> are Saudi individuals who have had an average portfolio size of SAR 50m (and above) for the preceding 12 months and a portfolio turnover ratio of not more than 4 times annually.
	- Individual DPMs	Saudi individual investment account in which the manager (Authorized Person) makes the buy/sell decisions for its client without referring to the account owner (based on to the agreed terms between them).
	<b>Institutions</b>	<b>Saudi Institutions</b> have been classified under 4 categories as defined below:
	- Corporates	Saudi company with a commercial registration permitting its investment in the stock market .
	- Mutual Funds	A mutual fund managed by an Authorized Person and licensed by the CMA.
- Government Related Entities ( <b>GREs</b> )	A Government entity or a supranational authority recognized by the CMA.	
- Institutional DPMs	Saudi institutional investment account in which the manager (Authorized Person) makes the buy/sell decisions for its client without referring to the account owner (based on to the agreed terms between them).	
GCC	<b>Individuals*</b>	<b>GCC natural person</b>
	Institutions	GCC legal person with a commercial registration certificate (corporate or mutual fund), in addition to GCC government entities.
	<b>GCC DPMs</b>	<b>GCC investment account (institutional or individual) in which the manager (Authorized Person) makes the buy/sell decisions for its client without referring to the account owner (based on to the agreed terms between them).</b>
Foreign	SWAP Holders	Authorized Person with the permission to enter into SWAP agreements to transfer the economic benefits of its ownership of shares in Saudi companies listed on the Saudi Stock Exchange to its non-resident foreign clients.
	<b>Foreign Residents*</b>	<b>Foreign investors domiciled in the Kingdom with a valid residency permit (Iqama) (excluding GCC nationals).</b>
	QFIs	Qualified Foreign Institutional investors registered with the CMA in accordance with the QFI Rules, to invest in shares listed on the Saudi Stock Exchange.
	<b>Foreign DPMs</b>	<b>Foreign resident investment account in which the manager (Authorized Person) makes the buy/sell decisions for its client without referring to the account owner (based on to the agreed terms between them).</b>
	Strategic Partners	Foreign investors considered founders and partners of Saudi listed companies.

\*Nomu-Parallel  
Market Individual  
Investors

Individuals who fulfill any of the following:

- Conducted transactions not less than SAR 40m, and not less than 10 transaction in each quarter during last 12 months.
- Have an average portfolio size of SAR 10m for the preceding 12 months
- Hold General Securities Qualification Certificate which is recognized by the Authority.

# Main Market - Value Traded & Ownership Breakdown



# Weekly Report - Main Market

## Value Traded (by Nationality and Investor Type)

### Main Market Value Traded Breakdown - By Nationality and Investor Type

Nationality	Investor Type	Buy		Sell		Net Value Traded	
		SAR	% of Total Buys	SAR	% of Total Sells	SAR (Buy - Sell)	Difference (% Buy - % Sell)
Saudi	<b>Individuals:</b>						
	Retail	8,303,221,635	35.06%	10,196,033,002	43.05%	-1,892,811,367	-7.99%
	HNWIs	7,549,573,105	31.88%	7,677,486,279	32.42%	-127,913,173	-0.54%
	IPIs	614,583,878	2.60%	1,955,785,541	8.26%	-1,341,201,663	-5.66%
	Individual DPMs	236,955,461	1.00%	160,756,007	0.68%	76,199,454	0.32%
	<b>Sub Total (Individuals)</b>	<b>16,704,334,080</b>	<b>70.53%</b>	<b>19,990,060,829</b>	<b>84.41%</b>	<b>-3,285,726,750</b>	<b>-13.87%</b>
	<b>Institutions:</b>						
	Corporates	2,339,545,075	9.88%	764,226,450	3.23%	1,575,318,625	6.65%
	Mutual Funds	962,625,770	4.06%	509,265,389	2.15%	453,360,381	1.91%
	GRE's	0	0.00%	0	0.00%	0	0.00%
	Institution DPMs	290,213,550	1.23%	357,468,814	1.51%	-67,255,264	-0.28%
	<b>Sub Total (Institutions)</b>	<b>3,592,384,395</b>	<b>15.17%</b>	<b>1,630,960,653</b>	<b>6.89%</b>	<b>1,961,423,743</b>	<b>8.28%</b>
<b>Total Saudi Investors</b>	<b>20,296,718,475</b>	<b>85.70%</b>	<b>21,621,021,482</b>	<b>91.29%</b>	<b>-1,324,303,007</b>	<b>-5.59%</b>	
GCC	Individuals	70,469,464	0.30%	83,840,194	0.35%	-13,370,729	-0.06%
	Institutions	798,973,930	3.37%	849,312,525	3.59%	-50,338,595	-0.21%
	GCC DPMs	13,317,766	0.06%	241,677	0.00%	13,076,089	0.06%
	<b>Total GCC Investors</b>	<b>882,761,161</b>	<b>3.73%</b>	<b>933,394,396</b>	<b>3.94%</b>	<b>-50,633,235</b>	<b>-0.21%</b>
Foreign	SWAP Holders	1,181,107,143	4.99%	277,585,769	1.17%	903,521,374	3.82%
	Foreign Residents	231,543,602	0.98%	324,360,137	1.37%	-92,816,535	-0.39%
	QFIs	1,090,988,900	4.61%	520,562,253	2.20%	570,426,648	2.41%
	Foreign DPMs	0	0.00%	0	0.00%	0	0.00%
	Strategic Partners	0	0.00%	6,195,244	0.03%	-6,195,244	-0.03%
<b>Total Foreign Investors</b>	<b>2,503,639,645</b>	<b>10.57%</b>	<b>1,128,703,402</b>	<b>4.77%</b>	<b>1,374,936,243</b>	<b>5.81%</b>	
<b>Grand Total</b>		<b>23,683,119,281</b>	<b>100.00%</b>	<b>23,683,119,281</b>	<b>100.00%</b>		

# Weekly Report - Main Market

## Value Traded (by Investor Classification)

### Main Market Value Traded Breakdown - By Investor Classification

Investor Classification	Buy		Sell		Net Value Traded	
	SAR	% of Total Buys	SAR	% of Total Sells	SAR (Buy - Sell)	Difference (% Buy - % Sell)
Institutional	7,528,311,474	31.79%	5,401,399,669	22.81%	2,126,911,805	8.98%
Non-Institutional	16,154,807,807	68.21%	18,281,719,611	77.19%	-2,126,911,805	-8.98%
<b>Grand Total</b>	<b>23,683,119,281</b>	<b>100.00%</b>	<b>23,683,119,281</b>	<b>100.00%</b>		

## Definitions

### **Institutional:**

Refers to investors with institutional behavior including GREs, Saudi Corporates, Saudi Mutual Funds, Saudi and Non-Saudi DPMs, Saudi Individual Professional Investors (IPI), SWAP Holders, Foreign Strategic Partners and Qualified Foreign Investors (QFI).

### **Non Institutional:**

Refers to investors with non-institutional behavior including Saudi Retail Investors, Saudi High Net Worth Investors (HNWI), GCC Individuals and Foreign Residents.

# Weekly Report - Main Market

## Ownership Value (by Nationality and Investor Type)

### Main Market Ownership Breakdown - By Nationality and Investor Type

Nationality	Investor Type	As of 8 March 2018		As of 15 March 2018		Weekly Change	
		Holding Value (SAR)	Ownership (%)	Holding Value (SAR)	Ownership (%)	Δ Holding Value (SAR)	Δ Ownership (%)
Saudi	<b>Individuals:</b>						
	Retail	74,327,611,722	4.17%	76,087,560,537	4.15%	1,759,948,815	-0.03%
	HNWIs	140,509,486,584	7.89%	143,685,792,363	7.83%	3,176,305,779	-0.06%
	IPIs	255,976,040,938	14.37%	262,083,302,924	14.28%	6,107,261,985	-0.09%
	Individual DPMs	5,082,953,827	0.29%	5,236,611,106	0.29%	153,657,279	0.00%
	<b>Sub Total (Individuals)</b>	<b>475,896,093,072</b>	<b>26.72%</b>	<b>487,093,266,929</b>	<b>26.54%</b>	<b>11,197,173,858</b>	<b>-0.18%</b>
	<b>Institutions:</b>						
	Corporates	286,343,177,258	16.08%	295,085,125,126	16.08%	8,741,947,868	0.00%
	Mutual Funds	165,839,474,182	9.31%	171,433,701,893	9.34%	5,594,227,711	0.03%
	GRE's	680,645,203,679	38.22%	703,722,202,596	38.34%	23,076,998,916	0.13%
	Institution DPMs	54,072,066,701	3.04%	55,523,250,182	3.03%	1,451,183,481	-0.01%
	<b>Sub Total (Institutions)</b>	<b>1,186,899,921,820</b>	<b>66.64%</b>	<b>1,225,764,279,796</b>	<b>66.78%</b>	<b>38,864,357,976</b>	<b>0.14%</b>
<b>Total Saudi Investors</b>	<b>1,662,796,014,892</b>	<b>93.36%</b>	<b>1,712,857,546,726</b>	<b>93.32%</b>	<b>50,061,531,834</b>	<b>-0.04%</b>	
GCC	Individuals	3,096,793,067	0.17%	3,187,612,114	0.17%	90,819,046	0.00%
	Institutions	32,765,076,392	1.84%	33,546,870,622	1.83%	781,794,230	-0.01%
	GCC DPMs	590,364,460	0.03%	619,526,664	0.03%	29,162,204	0.00%
	<b>Total GCC Investors</b>	<b>36,452,233,920</b>	<b>2.05%</b>	<b>37,354,009,400</b>	<b>2.04%</b>	<b>901,775,480</b>	<b>-0.01%</b>
Foreign	SWAP Holders	11,786,707,462	0.66%	12,703,462,892	0.69%	916,755,429	0.03%
	Foreign Residents	4,206,712,179	0.24%	4,302,736,938	0.23%	96,024,759	0.00%
	QFIs	12,616,594,967	0.71%	13,240,966,133	0.72%	624,371,166	0.01%
	Foreign DPMs	7,603,786	0.00%	7,642,093	0.00%	38,307	0.00%
	Strategic Partners	53,213,522,005	2.99%	54,947,790,325	2.99%	1,734,268,320	0.01%
<b>Total Foreign Investors</b>	<b>81,831,140,400</b>	<b>4.59%</b>	<b>85,202,598,381</b>	<b>4.64%</b>	<b>3,371,457,981</b>	<b>0.05%</b>	
<b>Grand Total</b>		<b>1,781,079,389,212</b>	<b>100.00%</b>	<b>1,835,414,154,506</b>	<b>100.00%</b>	<b>54,334,765,294</b>	

# Weekly Report - Main Market

## Ownership Value (by Investor Classification)

Main Market Ownership Breakdown - By Investor Classification						
Investor Classification	As of 8 March 2018		As of 15 March 2018		Weekly Change	
	Holding Value (SAR)	Ownership (%)	Holding Value (SAR)	Ownership (%)	Δ Holding Value (SAR)	Δ Ownership (%)
Institutional	1,558,938,785,658	87.53%	1,608,150,452,554	87.62%	49,211,666,895	0.09%
Non-Institutional	222,140,603,553	12.47%	227,263,701,952	12.38%	5,123,098,399	-0.09%
<b>Grand Total</b>	<b>1,781,079,389,212</b>	<b>100.00%</b>	<b>1,835,414,154,506</b>	<b>100.00%</b>	<b>54,334,765,294</b>	

## Definitions

### Institutional:


Refers to investors with institutional behavior including GREs, Saudi Corporates, Saudi Mutual Funds, Saudi and Non-Saudi DPMs, Saudi Individual Professional Investors (IPI), SWAP Holders, Foreign Strategic Partners and Qualified Foreign Investors (QFI).

### Non Institutional:

Refers to investors with non-institutional behavior including Saudi Retail Investors, Saudi High Net Worth Investors (HNWI), GCC Individuals and Foreign Residents.



# Nomu-Parallel Market - Value Traded & Ownership Breakdown



# Weekly Report – Nomu-Parallel Market

## Value Traded (by Nationality, Investor Type, & Classification)

Nomu-Parallel Market Value Traded Breakdown - By Nationality and Investor Type							
Nationality	Investor Type	Buy		Sell		Net Value Traded	
		SAR	% of Total Buys	SAR	% of Total Sells	SAR (Buy - Sell)	Difference (% Buy - % Sell)
Saudi	Individuals	9,335,040	93.91%	8,469,589	85.20%	865,451	8.71%
	Corporates	156,600	1.58%	0	0.00%	156,600	1.58%
	Institution	132,969	1.34%	1,421,096	14.30%	-1,288,127	-12.96%
	<b>Total Saudi Investors</b>	<b>9,624,609</b>	<b>96.82%</b>	<b>9,890,685</b>	<b>99.50%</b>	<b>-266,076</b>	<b>-2.68%</b>
GCC	Individuals	0	0.00%	0	0.00%	0	0.00%
	Institutions	0	0.00%	0	0.00%	0	0.00%
	<b>Total GCC Investors</b>	<b>0</b>	<b>0.00%</b>	<b>0</b>	<b>0.00%</b>	<b>0</b>	<b>0.00%</b>
Foreign	SWAP Holders	0	0.00%	0	0.00%	0	0.00%
	Foreign Residents	315,790	3.18%	49,713	0.50%	266,076	2.68%
	QFIs	0	0.00%	0	0.00%	0	0.00%
	<b>Total Foreign Investors</b>	<b>315,790</b>	<b>3.18%</b>	<b>49,713</b>	<b>0.50%</b>	<b>266,076</b>	<b>2.68%</b>
<b>Grand Total</b>		<b>9,940,399</b>	<b>100.00%</b>	<b>9,940,399</b>	<b>100.00%</b>		

Nomu-Parallel Market Value Traded Breakdown - By Investor Classification						
Investor Classification	Buy		Sell		Net Value Traded	
	SAR	% of Total Buys	SAR	% of Total Sells	SAR (Buy - Sell)	Difference (% Buy - % Sell)
Institutional	289,569	2.91%	1,421,096	14.30%	-1,131,527	-11.38%
Non-Institutional	9,650,829	97.09%	8,519,302	85.70%	1,131,527	11.38%
<b>Grand Total</b>	<b>9,940,399</b>	<b>100.00%</b>	<b>9,940,399</b>	<b>100.00%</b>		

### Institutional:

Refers to investors with institutional behavior including Saudi Corporates and Institutions (GREs & Mutual Funds), GCC Institutions (GREs, Corporate & Mutual Funds), SWAP Holders, and Qualified Foreign Investors (QFI).

### Non Institutional:

Refers to investors with non-institutional behavior including Qualified Saudi and GCC Individuals and Qualified Foreign Residents.

# Weekly Report – Nomu-Parallel Market

## Ownership Value (by Nationality, Investor Type, & Classification)

Nomu-Parallel Market Ownership Breakdown - By Nationality and Investor Type							
Nationality	Investor Type	As of 8 March 2018		As of 15 March 2018		Weekly Change	
		Holding Value (SAR)	Ownership (%)	Holding Value (SAR)	Ownership (%)	Δ Holding Value (SAR)	Δ Ownership (%)
Saudi	Individuals	1,966,194,929	89.04%	1,906,109,366	89.03%	-60,085,562	-0.01%
	Corporates	121,573,733	5.51%	119,648,125	5.59%	-1,925,608	0.08%
	Institution	99,462,574	4.50%	94,767,043	4.43%	-4,695,531	-0.08%
	<b>Total Saudi Investors</b>	<b>2,187,231,236</b>	<b>99.04%</b>	<b>2,120,524,535</b>	<b>99.05%</b>	<b>-66,706,701</b>	<b>0.00%</b>
GCC	Individuals	28,671	0.00%	28,950	0.00%	279	0.00%
	Institutions	13,086,046	0.59%	12,655,750	0.59%	-430,296	0.00%
	<b>Total GCC Investors</b>	<b>13,114,716</b>	<b>0.59%</b>	<b>12,684,700</b>	<b>0.59%</b>	<b>-430,017</b>	<b>0.00%</b>
Foreign	SWAP Holders	217,653	0.01%	214,035	0.01%	-3,618	0.00%
	Foreign Residents	2,680,567	0.12%	2,577,096	0.12%	-103,471	0.00%
	QFIs	5,087,078	0.23%	4,967,634	0.23%	-119,444	0.00%
	<b>Total Foreign Investors</b>	<b>7,985,298</b>	<b>0.36%</b>	<b>7,758,766</b>	<b>0.36%</b>	<b>-226,532</b>	<b>0.00%</b>
<b>Grand Total</b>		<b>2,208,331,250</b>	<b>100.00%</b>	<b>2,140,968,000</b>	<b>100.00%</b>	<b>-67,363,250</b>	

Nomu-Parallel Market Ownership Breakdown - By Investor Classification						
Investor Classification	As of 8 March 2018		As of 15 March 2018		Weekly Change	
	Holding Value (SAR)	Ownership (%)	Holding Value (SAR)	Ownership (%)	Δ Holding Value (SAR)	Δ Ownership (%)
Institutional	239,427,083	10.84%	232,252,588	10.85%	-7,174,496	0.01%
Non-Institutional	1,968,904,167	89.16%	1,908,715,412	89.15%	-60,188,754	-0.01%
<b>Grand Total</b>	<b>2,208,331,250</b>	<b>100.00%</b>	<b>2,140,968,000</b>	<b>100.00%</b>	<b>-67,363,250</b>	

### Institutional:

Refers to investors with institutional behavior including Saudi Corporates and Institutions (GREs & Mutual Funds), GCC Institutions (GREs, Corporate & Mutual Funds), SWAP Holders, and Qualified Foreign Investors (QFI).

### Non Institutional:

Refers to investors with non-institutional behavior including Qualified Saudi and GCC Individuals and Qualified Foreign Residents.

السوق المالية السعودية  
Saudi Stock Exchange

تداول  
Tadawul

Thank you

