


# Weekly Stock Market Ownership and Trading Activity Report

Market Reports

Week Ending 25 July 2019



# Definitions



# Weekly Stock Market Ownership and Trading Activity Report


## Definitions

Nationality	Investor Type	Description
Saudi	<b>Individuals*</b>	Saudi Individuals have been classified under 4 categories as defined below:
	- <b>Retail</b>	Retail investors are Saudi individuals , excluding IPIs (see below) and HNWIs.
	- <b>High Net Worth Investors (HNWIs)</b>	HNWIs are Saudi individuals who have had an average portfolio size of SAR 1m (and above) for the preceding 12 months, excluding IPIs (see below).
	- <b>Individual Professional Investors (IPIs)</b>	IPIs are Saudi individuals who have had an average portfolio size of SAR 50m (and above) for the preceding 12 months and a portfolio turnover ratio of not more than 4 times annually.
	- <b>Individual DPMs</b>	Saudi individual investment account in which the manager (Authorized Person) makes the buy/sell decisions for its client without referring to the account owner (based on to the agreed terms between them).
	<b>Institutions</b>	Saudi Institutions have been classified under 4 categories as defined below:
	- <b>Corporates</b>	Saudi company with a commercial registration permitting its investment in the stock market .
	- <b>Mutual Funds</b>	A mutual fund managed by an Authorized Person and licensed by the CMA.
GCC	- <b>Government Related Entities (GRES)</b>	A Government entity or a supranational authority recognized by the CMA.
	- <b>Institutional DPMs</b>	Saudi institutional investment account in which the manager (Authorized Person) makes the buy/sell decisions for its client without referring to the account owner (based on to the agreed terms between them).
	<b>Individuals*</b>	GCC natural person
GCC	<b>Institutions</b>	GCC legal person with a commercial registration certificate (corporate or mutual fund), in addition to GCC government entities.
	<b>GCC DPMs</b>	GCC investment account (institutional or individual) in which the manager (Authorized Person) makes the buy/sell decisions for its client without referring to the account owner (based on to the agreed terms between them).
Foreign	<b>SWAP Holders</b>	Authorized Person with the permission to enter into SWAP agreements to transfer the economic benefits of its ownership of shares in Saudi companies listed on the Saudi Stock Exchange to its non-resident foreign clients.
	<b>Foreign Residents*</b>	Foreign investors domiciled in the Kingdom with a valid residency permit (Iqama) (excluding GCC nationals).
	<b>QFIs</b>	Qualified Foreign Institutional investors registered with the CMA in accordance with the QFI Rules, to invest in shares listed on the Saudi Stock Exchange.
	<b>Foreign DPMs</b>	Foreign resident investment account in which the manager (Authorized Person) makes the buy/sell decisions for its client without referring to the account owner (based on to the agreed terms between them).
	<b>Strategic Partners</b>	Foreign investors considered founders and partners of Saudi listed companies.
	<b>NRFI</b>	Non-Resident Foreign Investors in accordance with the Guidance Note for the investment of Non- Resident Foreigners in Parallel Market

\*Nomu-Parallel Market Individual Investors

- Individuals who fulfill any of the following:
- Conducted transactions not less than SAR 40m, and not less than 10 transaction in each quarter during last 12 months.
  - Have an average portfolio size of SAR 5m for the preceding 12 months
  - Worked for at least 3 years in financial sectors.
  - Hold General Securities Qualification Certificate which is recognized by the Authority.
  - Holds professional certificate that is related to securities business and accredited by an internationally recognized entity

# Main Market - Value Traded & Ownership Breakdown



# Weekly Report - Main Market

## Value Traded (by Nationality and Investor Type)

### Main Market Value Traded Breakdown - By Nationality and Investor Type

Nationality	Investor Type	Buy		Sell		Net Value Traded	
		SAR	% of Total Buys	SAR	% of Total Sells	SAR (Buy - Sell)	Difference (% Buy - % Sell)
Saudi	<b>Individuals:</b>						
	Retail	4,959,964,459	34.63%	5,109,403,393	35.68%	-149,438,935	-1.04%
	HNWIs	3,369,018,818	23.52%	3,201,601,861	22.36%	167,416,957	1.17%
	IPIs	529,225,845	3.70%	458,251,694	3.20%	70,974,152	0.50%
	Individual DPMs	57,005,121	0.40%	222,304,521	1.55%	-165,299,400	-1.15%
	<b>Sub Total (Individuals)</b>	<b>8,915,214,243</b>	<b>62.25%</b>	<b>8,991,561,469</b>	<b>62.78%</b>	<b>-76,347,226</b>	<b>-0.53%</b>
	<b>Institutions:</b>						
	Corporates	936,337,805	6.54%	1,424,152,445	9.94%	-487,814,641	-3.41%
	Mutual Funds	253,482,688	1.77%	500,977,580	3.50%	-247,494,892	-1.73%
	GRE's	8,723,521	0.06%	236,948,626	1.65%	-228,225,104	-1.59%
	Institution DPMs	169,665,275	1.18%	472,960,322	3.30%	-303,295,047	-2.12%
	<b>Sub Total (Institutions)</b>	<b>1,368,209,289</b>	<b>9.55%</b>	<b>2,635,038,973</b>	<b>18.40%</b>	<b>-1,266,829,684</b>	<b>-8.85%</b>
<b>Total Saudi Investors</b>	<b>10,283,423,532</b>	<b>71.80%</b>	<b>11,626,600,441</b>	<b>81.18%</b>	<b>-1,343,176,910</b>	<b>-9.38%</b>	
GCC	Individuals	43,682,564	0.31%	32,316,125	0.23%	11,366,438	0.08%
	Institutions	165,278,091	1.15%	401,344,748	2.80%	-236,066,657	-1.65%
	GCC DPMs	768,885	0.01%	655,523	0.00%	113,362	0.00%
	<b>Total GCC Investors</b>	<b>209,729,539</b>	<b>1.46%</b>	<b>434,316,395</b>	<b>3.03%</b>	<b>-224,586,856</b>	<b>-1.57%</b>
Foreign	SWAP Holders	49,904,452	0.35%	94,082,463	0.66%	-44,178,010	-0.31%
	Foreign Residents	159,644,336	1.11%	148,336,024	1.04%	11,308,313	0.08%
	QFIs	3,618,869,992	25.27%	2,018,239,275	14.09%	1,600,630,717	11.18%
	Foreign DPMs	46,454	0.00%	43,708	0.00%	2,747	0.00%
	Strategic Partners	0	0.00%	0	0.00%	0	0.00%
	<b>Total Foreign Investors</b>	<b>3,828,465,235</b>	<b>26.73%</b>	<b>2,260,701,469</b>	<b>15.79%</b>	<b>1,567,763,766</b>	<b>10.95%</b>
<b>Grand Total</b>		<b>14,321,618,306</b>	<b>100.00%</b>	<b>14,321,618,306</b>	<b>100.00%</b>		

# Weekly Report - Main Market

## Value Traded (by Investor Classification)

### Main Market Value Traded Breakdown - By Investor Classification

Investor Classification	Buy		Sell		Net Value Traded	
	SAR	% of Total Buys	SAR	% of Total Sells	SAR (Buy - Sell)	Difference (% Buy - % Sell)
Institutional	5,789,308,129	40.42%	5,829,960,903	40.71%	-40,652,774	-0.28%
Non-Institutional	8,532,310,177	59.58%	8,491,657,403	59.29%	40,652,774	0.28%
<b>Grand Total</b>	<b>14,321,618,306</b>	<b>100.00%</b>	<b>14,321,618,306</b>	<b>100.00%</b>		

## Definitions

### **Institutional:**

Refers to investors with institutional behavior including GREs, Saudi Corporates, Saudi Mutual Funds, Saudi and Non-Saudi DPMs, Saudi Individual Professional Investors (IPI), SWAP Holders, Foreign Strategic Partners and Qualified Foreign Investors (QFI).

### **Non Institutional:**

Refers to investors with non-institutional behavior including Saudi Retail Investors, Saudi High Net Worth Investors (HNWI), GCC Individuals and Foreign Residents.

# Weekly Report - Main Market

## Ownership Value (by Nationality and Investor Type)

Main Market Ownership Breakdown - By Nationality and Investor Type							
Nationality	Investor Type	As of 18 July 2019		As of 25 July 2019		Weekly Change	
		Holding Value (SAR)	Ownership (%)	Holding Value (SAR)	Ownership (%)	Δ Holding Value (SAR)	Δ Ownership (%)
Saudi	<b>Individuals:</b>	76376063086	0.036243869				
	Retail	77,734,821,653	3.64%	76,251,352,404	3.66%	-1,483,469,249	0.02%
	HNWIs	163,214,590,186	7.65%	160,668,224,849	7.71%	-2,546,365,337	0.06%
	IPIs	289,742,140,972	13.57%	281,950,456,374	13.53%	-7,791,684,598	-0.04%
	Individual DPMs	4,538,849,060	0.21%	4,416,589,031	0.21%	-122,260,029	0.00%
	<b>Sub Total (Individuals)</b>	<b>535,230,401,871</b>	<b>25.07%</b>	<b>523,286,622,658</b>	<b>25.11%</b>	<b>-11,943,779,213</b>	<b>0.04%</b>
	<b>Institutions:</b>						
	Corporates	389,816,784,234	18.26%	379,473,427,002	18.21%	-10,343,357,233	-0.05%
	Mutual Funds	205,789,681,657	9.64%	201,734,499,900	9.68%	-4,055,181,758	0.04%
	GRE's	753,984,918,255	35.32%	734,124,524,196	35.23%	-19,860,394,059	-0.09%
	Institution DPMs	43,368,709,282	2.03%	41,893,462,762	2.01%	-1,475,246,520	-0.02%
	<b>Sub Total (Institutions)</b>	<b>1,392,960,093,429</b>	<b>65.25%</b>	<b>1,357,225,913,859</b>	<b>65.12%</b>	<b>-35,734,179,569</b>	<b>-0.13%</b>
<b>Total Saudi Investors</b>	<b>1,928,190,495,300</b>	<b>90.33%</b>	<b>1,880,512,536,517</b>	<b>90.23%</b>	<b>-47,677,958,783</b>	<b>-0.09%</b>	
GCC	Individuals	3,051,392,492	0.14%	3,025,486,322	0.15%	-25,906,170	0.00%
	Institutions	37,894,014,678	1.78%	36,616,784,381	1.76%	-1,277,230,297	-0.02%
	GCC DPMs	685,946,052	0.03%	660,858,178	0.03%	-25,087,874	0.00%
	<b>Total GCC Investors</b>	<b>41,631,353,223</b>	<b>1.95%</b>	<b>40,303,128,881</b>	<b>1.93%</b>	<b>-1,328,224,341</b>	<b>-0.02%</b>
Foreign	SWAP Holders	5,673,221,179	0.27%	5,551,429,851	0.27%	-121,791,328	0.00%
	Foreign Residents	6,734,226,979	0.32%	6,654,331,114	0.32%	-79,895,865	0.00%
	QFIs	90,870,682,848	4.26%	90,571,286,477	4.35%	-299,396,371	0.09%
	Foreign DPMs	1,757,131,865	0.08%	1,697,245,762	0.08%	-59,886,103	0.00%
	Strategic Partners	59,850,531,649	2.80%	58,776,593,509	2.82%	-1,073,938,140	0.02%
	<b>Total Foreign Investors</b>	<b>164,885,794,520</b>	<b>7.72%</b>	<b>163,250,886,714</b>	<b>7.83%</b>	<b>-1,634,907,806</b>	<b>0.11%</b>
<b>Grand Total</b>		<b>2,134,707,643,042</b>	<b>100.00%</b>	<b>2,084,066,552,112</b>	<b>100.00%</b>	<b>-50,641,090,930</b>	

# Weekly Report - Main Market

## Ownership Value (by Investor Classification)

Main Market Ownership Breakdown - By Investor Classification						
Investor Classification	As of 18 July 2019		As of 25 July 2019		Weekly Change	
	Holding Value (SAR)	Ownership (%)	Holding Value (SAR)	Ownership (%)	Δ Holding Value (SAR)	Δ Ownership (%)
Institutional	1,883,972,611,732	88.25%	1,837,467,157,423	88.17%	-46,505,454,310	-0.09%
Non-Institutional	250,735,031,310	11.75%	246,599,394,690	11.83%	-4,135,636,620	0.09%
<b>Grand Total</b>	<b>2,134,707,643,042</b>	<b>100.00%</b>	<b>2,084,066,552,112</b>	<b>100.00%</b>	<b>-50,641,090,930</b>	

## Definitions

### Institutional:


Refers to investors with institutional behavior including GREs, Saudi Corporates, Saudi Mutual Funds, Saudi and Non-Saudi DPMs, Saudi Individual Professional Investors (IPI), SWAP Holders, Foreign Strategic Partners and Qualified Foreign Investors (QFI).

### Non Institutional:

Refers to investors with non-institutional behavior including Saudi Retail Investors, Saudi High Net Worth Investors (HNWI), GCC Individuals and Foreign Residents.



# Nomu-Parallel Market - Value Traded & Ownership Breakdown



# Weekly Report – Nomu-Parallel Market

## Value Traded (by Nationality, Investor Type, & Classification)

### Nomu-Parallel Market Value Traded Breakdown - By Nationality and Investor Type

Nationality	Investor Type	Buy		Sell		Net Value Traded	
		SAR	% of Total Buys	SAR	% of Total Sells	SAR (Buy - Sell)	Difference (% Buy - % Sell)
Saudi	Individuals	551,195	3.67%	28,819	0.19%	522,375	3.48%
	Corporates	167,872	1.12%	618,207	4.11%	-450,335	-3.00%
	Institution	13,924,457	92.66%	14,239,778	94.76%	-315,321	-2.10%
	<b>Total Saudi Investors</b>	<b>14,643,523</b>	<b>97.45%</b>	<b>14,886,804</b>	<b>99.07%</b>	<b>-243,282</b>	<b>-1.62%</b>
GCC	Individuals	0	0.00%	0	0.00%	0	0.00%
	Institutions	144,278	0.96%	0	0.00%	144,278	0.96%
	<b>Total GCC Investors</b>	<b>144,278</b>	<b>0.96%</b>	<b>0</b>	<b>0.00%</b>	<b>144,278</b>	<b>0.96%</b>
Foreign	SWAP Holders	0	0.00%	0	0.00%	0	0.00%
	Foreign Residents	238,992	1.59%	104,536	0.70%	134,456	0.89%
	QFIs	0	0.00%	35,453	0.24%	-35,453	-0.24%
	<b>Total Foreign Investors</b>	<b>238,992</b>	<b>1.59%</b>	<b>139,988</b>	<b>0.93%</b>	<b>99,003</b>	<b>0.66%</b>
<b>Grand Total</b>		<b>15,026,793</b>	<b>100.00%</b>	<b>15,026,793</b>	<b>100.00%</b>		

### Nomu-Parallel Market Value Traded Breakdown - By Investor Classification

Investor Classification	Buy		Sell		Net Value Traded	
	SAR	% of Total Buys	SAR	% of Total Sells	SAR (Buy - Sell)	Difference (% Buy - % Sell)
<b>Institutional</b>	14,236,607	94.74%	14,893,438	99.11%	-656,831	-4.37%
<b>Non-Institutional</b>	790,186	5.26%	133,355	0.89%	656,831	4.37%
<b>Grand Total</b>	<b>15,026,793</b>	<b>100.00%</b>	<b>15,026,793</b>	<b>100.00%</b>		

#### Institutional:

Refers to investors with institutional behavior including Saudi Corporates and Institutions (GREs & Mutual Funds), GCC Institutions (GREs, Corporate & Mutual Funds), SWAP Holders, and Qualified Foreign Investors (QFI).

#### Non Institutional:

Refers to investors with non-institutional behavior including Qualified Saudi and GCC Individuals and Qualified Foreign Residents.

# Weekly Report – Nomu-Parallel Market

## Ownership Value (by Nationality, Investor Type, & Classification)

Nomu-Parallel Market Ownership Breakdown - By Nationality and Investor Type							
Nationality	Investor Type	As of 18 July 2019		As of 25 July 2019		Weekly Change	
		Holding Value (SAR)	Ownership (%)	Holding Value (SAR)	Ownership (%)	Δ Holding Value (SAR)	Δ Ownership (%)
Saudi	Individuals	4,366,113,857	95.35%	4,340,874,193	95.38%	-25,239,664	0.03%
	Corporates	142,761,978	3.15%	139,932,445	3.07%	-2,829,533	-0.07%
	Institution	37,296,836	0.80%	38,006,561	0.84%	709,726	0.03%
	<b>Total Saudi Investors</b>	<b>4,546,172,671</b>	<b>99.30%</b>	<b>4,518,813,199</b>	<b>99.29%</b>	<b>-27,359,472</b>	<b>-0.01%</b>
GCC	Individuals	0	0.00%	0	0.00%	0	0.00%
	Institutions	11,031,960	0.24%	11,476,296	0.25%	444,336	0.01%
	<b>Total GCC Investors</b>	<b>11,031,960</b>	<b>0.24%</b>	<b>11,476,296</b>	<b>0.25%</b>	<b>444,336</b>	<b>0.01%</b>
Foreign	SWAP Holders	228,838	0.00%	205,641	0.00%	-23,197	0.00%
	Foreign Residents	5,997,983	0.13%	5,838,895	0.13%	-159,088	0.00%
	QFIs	14,999,333	0.33%	14,956,187	0.33%	-43,147	0.00%
	<b>Total Foreign Investors</b>	<b>21,226,155</b>	<b>0.46%</b>	<b>21,000,723</b>	<b>0.46%</b>	<b>-225,432</b>	<b>0.00%</b>
<b>Grand Total</b>		<b>4,581,666,692</b>	<b>100.00%</b>	<b>4,551,290,218</b>	<b>100.00%</b>	<b>-30,376,474</b>	

Nomu-Parallel Market Ownership Breakdown - By Investor Classification						
Investor Classification	As of 18 July 2019		As of 25 July 2019		Weekly Change	
	Holding Value (SAR)	Ownership (%)	Holding Value (SAR)	Ownership (%)	Δ Holding Value (SAR)	Δ Ownership (%)
Institutional	206,318,945	4.51%	204,577,130	4.49%	-1,741,815	-0.01%
Non-Institutional	4,372,111,840	95.49%	4,346,713,088	95.51%	-25,398,752	0.01%
<b>Grand Total</b>	<b>4,578,430,786</b>	<b>100.00%</b>	<b>4,551,290,218</b>	<b>100.00%</b>	<b>-27,140,568</b>	

### Institutional:

Refers to investors with institutional behavior including Saudi Corporates and Institutions (GREs & Mutual Funds), GCC Institutions (GREs, Corporate & Mutual Funds), SWAP Holders, and Qualified Foreign Investors (QFI).

### Non Institutional:

Refers to investors with non-institutional behavior including Qualified Saudi and GCC Individuals and Qualified Foreign Residents.

السوق المالية السعودية  
Saudi Stock Exchange

تداول  
Tadawul

Thank you

