


# Weekly Stock Market Ownership and Trading Activity Report

Market Reports

Week Ending 5 April 2018



# Definitions



# Weekly Stock Market Ownership and Trading Activity Report

## Definitions


Nationality	Investor Type	Description
Saudi	<b>Individuals*</b>	<b>Saudi Individuals</b> have been classified under 4 categories as defined below:
	- Retail	<b>Retail</b> investors are Saudi individuals , excluding <b>IPIs</b> (see below) and <b>HNWIs</b> .
	- High Net Worth Investors ( <b>HNWIs</b> )	<b>HNWIs</b> are Saudi individuals who have had an average portfolio size of SAR 1m (and above) for the preceding 12 months, excluding <b>IPIs</b> (see below).
	- Individual Professional Investors ( <b>IPIs</b> )	<b>IPIs</b> are Saudi individuals who have had an average portfolio size of SAR 50m (and above) for the preceding 12 months and a portfolio turnover ratio of not more than 4 times annually.
	- Individual DPMs	Saudi individual investment account in which the manager (Authorized Person) makes the buy/sell decisions for its client without referring to the account owner (based on to the agreed terms between them).
	<b>Institutions</b>	<b>Saudi Institutions</b> have been classified under 4 categories as defined below:
	- Corporates	Saudi company with a commercial registration permitting its investment in the stock market .
	- Mutual Funds	A mutual fund managed by an Authorized Person and licensed by the CMA.
- Government Related Entities ( <b>GREs</b> )	A Government entity or a supranational authority recognized by the CMA.	
- Institutional DPMs	Saudi institutional investment account in which the manager (Authorized Person) makes the buy/sell decisions for its client without referring to the account owner (based on to the agreed terms between them).	
GCC	<b>Individuals*</b>	<b>GCC natural person</b>
	Institutions	GCC legal person with a commercial registration certificate (corporate or mutual fund), in addition to GCC government entities.
	<b>GCC DPMs</b>	<b>GCC investment account (institutional or individual) in which the manager (Authorized Person) makes the buy/sell decisions for its client without referring to the account owner (based on to the agreed terms between them).</b>
Foreign	SWAP Holders	Authorized Person with the permission to enter into SWAP agreements to transfer the economic benefits of its ownership of shares in Saudi companies listed on the Saudi Stock Exchange to its non-resident foreign clients.
	<b>Foreign Residents*</b>	<b>Foreign investors domiciled in the Kingdom with a valid residency permit (Iqama) (excluding GCC nationals).</b>
	QFIs	Qualified Foreign Institutional investors registered with the CMA in accordance with the QFI Rules, to invest in shares listed on the Saudi Stock Exchange.
	<b>Foreign DPMs</b>	<b>Foreign resident investment account in which the manager (Authorized Person) makes the buy/sell decisions for its client without referring to the account owner (based on to the agreed terms between them).</b>
	Strategic Partners	Foreign investors considered founders and partners of Saudi listed companies.

\*Nomu-Parallel  
Market Individual  
Investors

Individuals who fulfill any of the following:

- Conducted transactions not less than SAR 40m, and not less than 10 transaction in each quarter during last 12 months.
- Have an average portfolio size of SAR 10m for the preceding 12 months
- Hold General Securities Qualification Certificate which is recognized by the Authority.

# Main Market - Value Traded & Ownership Breakdown



# Weekly Report - Main Market

## Value Traded (by Nationality and Investor Type)

### Main Market Value Traded Breakdown - By Nationality and Investor Type

Nationality	Investor Type	Buy		Sell		Net Value Traded	
		SAR	% of Total Buys	SAR	% of Total Sells	SAR (Buy - Sell)	Difference (% Buy - % Sell)
Saudi	<b>Individuals:</b>						
	Retail	8,452,462,493	35.59%	11,360,657,106	47.84%	-2,908,194,613	-12.25%
	HNWIs	7,803,712,474	32.86%	8,199,454,469	34.53%	-395,741,994	-1.67%
	IPIs	1,148,855,808	4.84%	1,242,923,662	5.23%	-94,067,854	-0.40%
	Individual DPMs	127,893,150	0.54%	114,010,505	0.48%	13,882,645	0.06%
	<b>Sub Total (Individuals)</b>	<b>17,532,923,926</b>	<b>73.83%</b>	<b>20,917,045,742</b>	<b>88.08%</b>	<b>-3,384,121,816</b>	<b>-14.25%</b>
	<b>Institutions:</b>						
	Corporates	3,005,997,651	12.66%	762,448,555	3.21%	2,243,549,095	9.45%
	Mutual Funds	945,788,021	3.98%	714,862,148	3.01%	230,925,873	0.97%
	GRE's	0	0.00%	0	0.00%	0	0.00%
	Institution DPMs	237,051,597	1.00%	230,848,377	0.97%	6,203,220	0.03%
	<b>Sub Total (Institutions)</b>	<b>4,188,837,269</b>	<b>17.64%</b>	<b>1,708,159,080</b>	<b>7.19%</b>	<b>2,480,678,189</b>	<b>10.45%</b>
	<b>Total Saudi Investors</b>	<b>21,721,761,195</b>	<b>91.47%</b>	<b>22,625,204,822</b>	<b>95.27%</b>	<b>-903,443,628</b>	<b>-3.80%</b>
GCC	Individuals	45,416,828	0.19%	46,076,202	0.19%	-659,374	0.00%
	Institutions	325,251,422	1.37%	278,844,503	1.17%	46,406,920	0.20%
	GCC DPMs	454,074	0.00%	484,431	0.00%	-30,356	0.00%
	<b>Total GCC Investors</b>	<b>371,122,324</b>	<b>1.56%</b>	<b>325,405,135</b>	<b>1.37%</b>	<b>45,717,189</b>	<b>0.19%</b>
Foreign	SWAP Holders	778,080,323	3.28%	177,192,114	0.75%	600,888,209	2.53%
	Foreign Residents	256,748,561	1.08%	354,344,758	1.49%	-97,596,196	-0.41%
	QFIs	617,322,457	2.60%	264,360,163	1.11%	352,962,294	1.49%
	Foreign DPMs	2,603,756	0.01%	1,131,624	0.00%	1,472,132	0.01%
	Strategic Partners	0	0.00%	0	0.00%	0	0.00%
	<b>Total Foreign Investors</b>	<b>1,654,755,097</b>	<b>6.97%</b>	<b>797,028,659</b>	<b>3.36%</b>	<b>857,726,438</b>	<b>3.61%</b>
<b>Grand Total</b>		<b>23,747,638,616</b>	<b>100.00%</b>	<b>23,747,638,616</b>	<b>100.00%</b>		

# Weekly Report - Main Market

## Value Traded (by Investor Classification)

Main Market Value Traded Breakdown - By Investor Classification						
Investor Classification	Buy		Sell		Net Value Traded	
	SAR	% of Total Buys	SAR	% of Total Sells	SAR (Buy - Sell)	Difference (% Buy - % Sell)
Institutional	7,189,298,260	30.27%	3,787,106,082	15.95%	3,402,192,178	14.33%
Non-Institutional	16,558,340,357	69.73%	19,960,532,534	84.05%	-3,402,192,178	-14.33%
<b>Grand Total</b>	<b>23,747,638,616</b>	<b>100.00%</b>	<b>23,747,638,616</b>	<b>100.00%</b>		

## Definitions

### **Institutional:**

Refers to investors with institutional behavior including GREs, Saudi Corporates, Saudi Mutual Funds, Saudi and Non-Saudi DPMs, Saudi Individual Professional Investors (IPI), SWAP Holders, Foreign Strategic Partners and Qualified Foreign Investors (QFI).

### **Non Institutional:**

Refers to investors with non-institutional behavior including Saudi Retail Investors, Saudi High Net Worth Investors (HNWI), GCC Individuals and Foreign Residents.

# Weekly Report - Main Market

## Ownership Value (by Nationality and Investor Type)

Main Market Ownership Breakdown - By Nationality and Investor Type							
Nationality	Investor Type	As of 29 March 2018		As of 5 April 2018*		Weekly Change	
		Holding Value (SAR)	Ownership (%)	Holding Value (SAR)	Ownership (%)	Δ Holding Value (SAR)	Δ Ownership (%)
Saudi	<b>Individuals:</b>						
	Retail	76,784,094,874	4.11%	78,700,324,640	4.19%	1,916,229,765	0.07%
	HNWIs	145,862,584,779	7.82%	147,625,714,567	7.86%	1,763,129,788	0.04%
	IPIs	264,758,318,467	14.19%	265,383,181,848	14.12%	624,863,381	-0.06%
	Individual DPMs	5,232,841,947	0.28%	5,343,856,086	0.28%	111,014,138	0.00%
	<b>Sub Total (Individuals)</b>	<b>492,637,840,068</b>	<b>26.40%</b>	<b>497,053,077,141</b>	<b>26.45%</b>	<b>4,415,237,073</b>	<b>0.05%</b>
	<b>Institutions:</b>						
	Corporates	296,427,820,889	15.88%	297,627,933,626	15.84%	1,200,112,737	-0.05%
	Mutual Funds	172,013,102,721	9.22%	173,238,671,802	9.22%	1,225,569,081	0.00%
	GRE's	721,502,852,691	38.66%	725,348,344,451	38.60%	3,845,491,759	-0.06%
	Institution DPMs	57,142,311,905	3.06%	57,766,867,666	3.07%	624,555,761	0.01%
	<b>Sub Total (Institutions)</b>	<b>1,247,086,088,207</b>	<b>66.82%</b>	<b>1,253,981,817,545</b>	<b>66.73%</b>	<b>6,895,729,339</b>	<b>-0.09%</b>
	<b>Total Saudi Investors</b>	<b>1,739,723,928,275</b>	<b>93.22%</b>	<b>1,751,034,894,686</b>	<b>93.18%</b>	<b>11,310,966,412</b>	<b>-0.04%</b>
GCC	Individuals	3,308,009,965	0.18%	3,336,027,978	0.18%	28,018,013	0.00%
	Institutions	34,597,326,957	1.85%	35,119,937,194	1.87%	522,610,238	0.02%
	GCC DPMs	631,343,138	0.03%	640,148,230	0.03%	8,805,091	0.00%
	<b>Total GCC Investors</b>	<b>38,536,680,060</b>	<b>2.06%</b>	<b>39,096,113,402</b>	<b>2.08%</b>	<b>559,433,342</b>	<b>0.02%</b>
Foreign	SWAP Holders	13,978,248,769	0.75%	14,663,863,816	0.78%	685,615,047	0.03%
	Foreign Residents	4,253,716,416	0.23%	4,379,185,793	0.23%	125,469,377	0.01%
	QFIs	14,569,540,517	0.78%	15,005,306,556	0.80%	435,766,039	0.02%
	Foreign DPMs	8,052,039	0.00%	8,326,372	0.00%	274,334	0.00%
	Strategic Partners	55,166,659,749	2.96%	54,942,261,056	2.92%	-224,398,693	-0.03%
	<b>Total Foreign Investors</b>	<b>87,976,217,489</b>	<b>4.71%</b>	<b>88,998,943,593</b>	<b>4.74%</b>	<b>1,022,726,104</b>	<b>0.02%</b>
<b>Grand Total</b>		<b>1,866,236,825,824</b>	<b>100.00%</b>	<b>1,879,129,951,682</b>	<b>100.00%</b>	<b>12,893,125,858</b>	

\* Non Deposited Tradable Rights amount of 3,636,000,000 SAR was not reflected as on 5 April holding value

# Weekly Report - Main Market

## Ownership Value (by Investor Classification)

Main Market Ownership Breakdown - By Investor Classification						
Investor Classification	As of 29 March 2018		As of 5 April 2018*		Weekly Change	
	Holding Value (SAR)	Ownership (%)	Holding Value (SAR)	Ownership (%)	Δ Holding Value (SAR)	Δ Ownership (%)
<b>Institutional</b>	1,636,028,419,790	87.66%	1,645,088,698,704	87.55%	9,060,278,914	-0.12%
<b>Non-Institutional</b>	230,208,406,034	12.34%	234,041,252,979	12.45%	3,832,846,944	0.12%
<b>Grand Total</b>	<b>1,866,236,825,824</b>	<b>100.00%</b>	<b>1,879,129,951,682</b>	<b>100.00%</b>	<b>12,893,125,858</b>	

## Definitions

### Institutional:


Refers to investors with institutional behavior including GREs, Saudi Corporates, Saudi Mutual Funds, Saudi and Non-Saudi DPMs, Saudi Individual Professional Investors (IPI), SWAP Holders, Foreign Strategic Partners and Qualified Foreign Investors (QFI).

### Non Institutional:

Refers to investors with non-institutional behavior including Saudi Retail Investors, Saudi High Net Worth Investors (HNWI), GCC Individuals and Foreign Residents.



# Nomu-Parallel Market - Value Traded & Ownership Breakdown



# Weekly Report – Nomu-Parallel Market

## Value Traded (by Nationality, Investor Type, & Classification)

Nomu-Parallel Market Value Traded Breakdown - By Nationality and Investor Type							
Nationality	Investor Type	Buy		Sell		Net Value Traded	
		SAR	% of Total Buys	SAR	% of Total Sells	SAR (Buy - Sell)	Difference (% Buy - % Sell)
Saudi	Individuals	11,085,862	95.99%	8,399,216	72.73%	2,686,647	23.26%
	Corporates	327,135	2.83%	136,698	1.18%	190,437	1.65%
	Institution	103,991	0.90%	2,909,641	25.19%	-2,805,650	-24.29%
	<b>Total Saudi Investors</b>	<b>11,516,988</b>	<b>99.72%</b>	<b>11,445,555</b>	<b>99.11%</b>	<b>71,433</b>	<b>0.62%</b>
GCC	Individuals	0	0.00%	0	0.00%	0	0.00%
	Institutions	0	0.00%	0	0.00%	0	0.00%
	<b>Total GCC Investors</b>	<b>0</b>	<b>0.00%</b>	<b>0</b>	<b>0.00%</b>	<b>0</b>	<b>0.00%</b>
Foreign	SWAP Holders	0	0.00%	0	0.00%	0	0.00%
	Foreign Residents	31,838	0.28%	103,271	0.89%	-71,433	-0.62%
	QFIs	0	0.00%	0	0.00%	0	0.00%
	<b>Total Foreign Investors</b>	<b>31,838</b>	<b>0.28%</b>	<b>103,271</b>	<b>0.89%</b>	<b>-71,433</b>	<b>-0.62%</b>
<b>Grand Total</b>		<b>11,548,825</b>	<b>100.00%</b>	<b>11,548,825</b>	<b>100.00%</b>		

Nomu-Parallel Market Value Traded Breakdown - By Investor Classification						
Investor Classification	Buy		Sell		Net Value Traded	
	SAR	% of Total Buys	SAR	% of Total Sells	SAR (Buy - Sell)	Difference (% Buy - % Sell)
Institutional	431,125	3.73%	3,046,339	26.38%	-2,615,214	-22.64%
Non-Institutional	11,117,700	96.27%	8,502,486	73.62%	2,615,214	22.64%
<b>Grand Total</b>	<b>11,548,825</b>	<b>100.00%</b>	<b>11,548,825</b>	<b>100.00%</b>		

### Institutional:

Refers to investors with institutional behavior including Saudi Corporates and Institutions (GREs & Mutual Funds), GCC Institutions (GREs, Corporate & Mutual Funds), SWAP Holders, and Qualified Foreign Investors (QFI).

### Non Institutional:

Refers to investors with non-institutional behavior including Qualified Saudi and GCC Individuals and Qualified Foreign Residents.

## Ownership Value (by Nationality, Investor Type, & Classification)

Nomu-Parallel Market Ownership Breakdown - By Nationality and Investor Type							
Nationality	Investor Type	As of 29 March 2018		As of 5 April 2018		Weekly Change	
		Holding Value (SAR)	Ownership (%)	Holding Value (SAR)	Ownership (%)	Δ Holding Value (SAR)	Δ Ownership (%)
Saudi	Individuals	1,862,041,832	89.13%	1,865,672,288	89.21%	3,630,456	0.09%
	Corporates	117,799,500	5.64%	120,017,473	5.74%	2,217,973	0.10%
	Institution	88,779,681	4.25%	84,727,432	4.05%	-4,052,250	-0.20%
	<b>Total Saudi Investors</b>	<b>2,068,621,014</b>	<b>99.01%</b>	<b>2,070,417,193</b>	<b>99.00%</b>	<b>1,796,179</b>	<b>-0.01%</b>
GCC	Individuals	29,051	0.00%	30,116	0.00%	1,065	0.00%
	Institutions	12,098,897	0.58%	12,103,959	0.58%	5,062	0.00%
	<b>Total GCC Investors</b>	<b>12,127,948</b>	<b>0.58%</b>	<b>12,134,075</b>	<b>0.58%</b>	<b>6,127</b>	<b>0.00%</b>
Foreign	SWAP Holders	841,794	0.04%	837,888	0.04%	-3,907	0.00%
	Foreign Residents	2,884,002	0.14%	2,583,135	0.12%	-300,867	-0.01%
	QFIs	4,772,502	0.23%	5,265,875	0.25%	493,373	0.02%
	<b>Total Foreign Investors</b>	<b>8,498,298</b>	<b>0.41%</b>	<b>8,686,897</b>	<b>0.42%</b>	<b>188,599</b>	<b>0.01%</b>
<b>Grand Total</b>		<b>2,089,247,260</b>	<b>100.00%</b>	<b>2,091,238,165</b>	<b>100.00%</b>	<b>1,990,905</b>	

Nomu-Parallel Market Ownership Breakdown - By Investor Classification						
Investor Classification	As of 29 March 2018		As of 5 April 2018		Weekly Change	
	Holding Value (SAR)	Ownership (%)	Holding Value (SAR)	Ownership (%)	Δ Holding Value (SAR)	Δ Ownership (%)
Institutional	224,292,375	10.74%	222,952,627	10.66%	-1,339,748	-0.07%
Non-Institutional	1,864,954,885	89.26%	1,868,285,538	89.34%	3,330,653	0.07%
<b>Grand Total</b>	<b>2,089,247,260</b>	<b>100.00%</b>	<b>2,091,238,165</b>	<b>100.00%</b>	<b>1,990,905</b>	

### Institutional:

Refers to investors with institutional behavior including Saudi Corporates and Institutions (GREs & Mutual Funds), GCC Institutions (GREs, Corporate & Mutual Funds), SWAP Holders, and Qualified Foreign Investors (QFI).

### Non Institutional:

Refers to investors with non-institutional behavior including Qualified Saudi and GCC Individuals and Qualified Foreign Residents.

السوق المالية السعودية  
Saudi Stock Exchange

تداول  
Tadawul

Thank you

