


# Weekly Stock Market Ownership and Trading Activity Report

Market Reports

Week Ending 05 December 2019



# Definitions



# Monthly Stock Market Ownership and Trading Activity Report

## Definitions


Nationality	Investor Type	Description
Saudi	<b>Individuals*</b>	Saudi Individuals have been classified under 4 categories as defined below:
	- Retail	Retail investors are Saudi individuals , excluding IPIs (see below) and HNWIs.
	- High Net Worth Investors (HNWIs)	HNWIs are Saudi individuals who have had an average portfolio size of SAR 1m (and above) for the preceding 12 months, excluding IPIs (see below).
	- Individual Professional Investors (IPIs)	IPIs are Saudi individuals who have had an average portfolio size of SAR 50m (and above) for the preceding 12 months and a portfolio turnover ratio of not more than 4 times annually.
	- Individual DPMs	Saudi individual investment account in which the manager (Authorized Person) makes the buy/sell decisions for its client without referring to the account owner (based on to the agreed terms between them).
	<b>Institutions</b>	Saudi Institutions have been classified under 4 categories as defined below:
	- Corporates	Saudi company with a commercial registration permitting its investment in the stock market .
	- Mutual Funds	A mutual fund managed by an Authorized Person and licensed by the CMA.
	- Government Related Entities (GREs)	A Government entity or a supranational authority recognized by the CMA.
- Institutional DPMs	Saudi institutional investment account in which the manager (Authorized Person) makes the buy/sell decisions for its client without referring to the account owner (based on to the agreed terms between them).	
GCC	<b>Individuals*</b>	GCC natural person
	<b>Institutions</b>	GCC legal person with a commercial registration certificate (corporate or mutual fund), in addition to GCC government entities.
	<b>GCC DPMs</b>	GCC investment account (institutional or individual) in which the manager (Authorized Person) makes the buy/sell decisions for its client without referring to the account owner (based on to the agreed terms between them).
Foreign	<b>SWAP Holders</b>	Authorized Person with the permission to enter into SWAP agreements to transfer the economic benefits of its ownership of shares in Saudi companies listed on the Saudi Stock Exchange to its non-resident foreign clients.
	<b>Foreign Residents &amp; Others</b>	Investors with a valid residency permit (Iqama) and others (excluding SWAP, QFIs, DPM & Strategic Investors).
	<b>QFIs</b>	Qualified Foreign Institutional investors registered with the CMA in accordance with the QFI Rules, to invest in shares listed on the Saudi Stock Exchange.
	<b>Foreign DPMs</b>	Foreign resident investment account in which the manager (Authorized Person) makes the buy/sell decisions for its client without referring to the account owner (based on to the agreed terms between them).
	<b>Strategic Investors</b>	A foreign legal entity that aims to own a strategic shareholding in listed companies.

\*Nomu-Parallel Market Individual Investors

Individuals who fulfill any of the following:

- Conducted transactions not less than SAR 40m, and not less than 10 transaction in each quarter during last 12 months.
- Have an average portfolio size of SAR 5m for the preceding 12 months
- Worked for at least 3 years in financial sectors.
- Hold General Securities Qualification Certificate which is recognized by the Authority.
- Holds professional certificate that is related to securities business and accredited by an internationally recognized entity

# Main Market - Value Traded & Ownership Breakdown



# Weekly Report - Main Market

## Value Traded (by Nationality and Investor Type)

Main Market Value Traded Breakdown - By Nationality and Investor Type							
Nationality	Investor Type	Buy		Sell		Net Value Traded	
		SAR	% of Total Buys	SAR	% of Total Sells	SAR (Buy - Sell)	Difference (% Buy - % Sell)
Saudi	<b>Individuals:</b>						
	Retail	4,181,771,427	39.07%	4,460,764,140	41.68%	-278,992,713	-2.61%
	HNWIs	2,600,220,155	24.29%	2,441,335,522	22.81%	158,884,633	1.48%
	IPIs	313,807,085	2.93%	185,067,279	1.73%	128,739,806	1.20%
	Individual DPMs	100,280,930	0.94%	227,159,785	2.12%	-126,878,855	-1.19%
	<b>Sub Total (Individuals)</b>	<b>7,196,079,597</b>	<b>67.23%</b>	<b>7,314,326,726</b>	<b>68.33%</b>	<b>-118,247,129</b>	<b>-1.10%</b>
	<b>Institutions:</b>						
	Corporates	1,155,590,674	10.80%	532,036,014	4.97%	623,554,660	5.83%
	Mutual Funds	294,430,524	2.75%	1,009,329,107	9.43%	-714,898,584	-6.68%
	GRE's	0	0.00%	20,621,142	0.19%	-20,621,142	-0.19%
	Institution DPMs	254,548,191	2.38%	207,199,418	1.94%	47,348,774	0.44%
	<b>Sub Total (Institutions)</b>	<b>1,704,569,389</b>	<b>15.93%</b>	<b>1,769,185,681</b>	<b>16.53%</b>	<b>-64,616,292</b>	<b>-0.60%</b>
<b>Total Saudi Investors</b>	<b>8,900,648,986</b>	<b>83.16%</b>	<b>9,083,512,407</b>	<b>84.86%</b>	<b>-182,863,422</b>	<b>-1.71%</b>	
GCC	Individuals	15,627,486	0.15%	19,110,339	0.18%	-3,482,853	-0.03%
	Institutions	149,612,317	1.40%	240,687,191	2.25%	-91,074,874	-0.85%
	GCC DPMs	0	0.00%	1,727,732	0.02%	-1,727,732	-0.02%
	<b>Total GCC Investors</b>	<b>165,239,802</b>	<b>1.54%</b>	<b>261,525,261</b>	<b>2.44%</b>	<b>-96,285,459</b>	<b>-0.90%</b>
Foreign	SWAP Holders	24,006,490	0.22%	30,573,129	0.29%	-6,566,639	-0.06%
	Foreign Residents & Others	119,997,117	1.12%	119,996,063	1.12%	1,054	0.00%
	QFIs	1,493,767,047	13.96%	1,207,934,827	11.29%	285,832,220	2.67%
	Foreign DPMs	0	0.00%	117,755	0.00%	-117,755	0.00%
	Strategic Investor	0	0.00%	0	0.00%	0	0.00%
	<b>Total Foreign Investors</b>	<b>1,637,770,654</b>	<b>15.30%</b>	<b>1,358,621,774</b>	<b>12.69%</b>	<b>279,148,880</b>	<b>2.61%</b>
<b>Grand Total</b>		<b>10,703,659,442</b>	<b>100.00%</b>	<b>10,703,659,442</b>	<b>100.00%</b>		

# Weekly Report - Main Market

## Value Traded (by Investor Classification)

Main Market Value Traded Breakdown - By Investor Classification						
Investor Classification	Buy		Sell		Net Value Traded	
	SAR	% of Total Buys	SAR	% of Total Sells	SAR (Buy - Sell)	Difference (% Buy - % Sell)
Institutional	3,786,043,258	35.37%	3,662,453,378	34.22%	123,589,879	1.15%
Non-Institutional	6,917,616,185	64.63%	7,041,206,064	65.78%	-123,589,879	-1.15%
<b>Grand Total</b>	<b>10,703,659,442</b>	<b>100.00%</b>	<b>10,703,659,442</b>	<b>100.00%</b>		

## Definitions

### **Institutional:**

Refers to investors with institutional behavior including GREs, Saudi Corporates, Saudi Mutual Funds, Saudi and Non-Saudi DPMs, Saudi Individual Professional Investors (IPI), SWAP Holders, Foreign Strategic Partners and Qualified Foreign Investors (QFI).

### **Non Institutional:**

Refers to investors with non-institutional behavior including Saudi Retail Investors, Saudi High Net Worth Investors (HNWI), GCC Individuals and Foreign Residents.

# Weekly Report - Main Market

## Ownership Value (by Nationality and Investor Type)

### Main Market Ownership Breakdown - By Nationality and Investor Type

Nationality	Investor Type	As of 28 November 2019		As of 05 December 2019		Weekly Change	
		Holding Value (SAR)	Ownership (%)	Holding Value (SAR)	Ownership (%)	Δ Holding Value (SAR)	Δ Ownership (%)
Saudi	<b>Individuals:</b>						
	Retail	73,577,122,413	3.99%	71,129,504,150	3.85%	-2,447,618,263	-0.14%
	HNWIs	144,101,806,944	7.81%	148,007,228,254	8.00%	3,905,421,310	0.19%
	IPIs	254,494,982,421	13.80%	256,642,742,312	13.87%	2,147,759,892	0.08%
	Individual DPMs	4,331,381,668	0.23%	4,325,433,828	0.23%	-5,947,840	0.00%
	<b>Sub Total (Individuals)</b>	<b>476,505,293,446</b>	<b>25.84%</b>	<b>480,104,908,545</b>	<b>25.96%</b>	<b>3,599,615,099</b>	<b>0.12%</b>
	<b>Institutions:</b>						
	Corporates	323,642,290,231	17.55%	324,043,673,000	17.52%	401,382,769	-0.03%
	Mutual Funds	190,266,841,377	10.32%	190,263,090,653	10.29%	-3,750,724	-0.03%
	GRE's	625,540,789,943	33.92%	625,821,424,529	33.83%	280,634,586	-0.08%
	Institution DPMs	24,478,193,568	1.33%	24,681,494,109	1.33%	203,300,541	0.01%
	<b>Sub Total (Institutions)</b>	<b>1,163,928,115,120</b>	<b>63.11%</b>	<b>1,164,809,682,291</b>	<b>62.97%</b>	<b>881,567,171</b>	<b>-0.14%</b>
<b>Total Saudi Investors</b>	<b>1,640,433,408,566</b>	<b>88.95%</b>	<b>1,644,914,590,836</b>	<b>88.93%</b>	<b>4,481,182,270</b>	<b>-0.02%</b>	
GCC	Individuals	2,314,064,259	0.13%	2,319,927,680	0.13%	5,863,421	0.00%
	Institutions	30,354,271,150	1.65%	30,367,924,420	1.64%	13,653,270	0.00%
	GCC DPMs	565,698,079	0.03%	569,168,605	0.03%	3,470,526	0.00%
	<b>Total GCC Investors</b>	<b>33,234,033,488</b>	<b>1.80%</b>	<b>33,257,020,705</b>	<b>1.80%</b>	<b>22,987,217</b>	<b>0.00%</b>
Foreign	SWAP Holders	3,017,415,748	0.16%	3,013,198,682	0.16%	-4,217,066	0.00%
	Foreign Residents & Others	13,200,647,706	0.72%	13,127,964,373	0.71%	-72,683,332	-0.01%
	QFIs	111,793,750,710	6.06%	112,670,469,940	6.09%	876,719,230	0.03%
	Foreign DPMs	16,761,630	0.00%	16,863,092	0.00%	101,462	0.00%
	Strategic Investor	42,606,946,826	2.31%	42,742,968,291	2.31%	136,021,465	0.00%
<b>Total Foreign Investors</b>	<b>170,635,522,620</b>	<b>9.25%</b>	<b>171,571,464,379</b>	<b>9.28%</b>	<b>935,941,759</b>	<b>0.02%</b>	
<b>Grand Total</b>		<b>1,844,302,964,674</b>	<b>100.00%</b>	<b>1,849,743,075,920</b>	<b>100.00%</b>	<b>5,440,111,246</b>	

# Weekly Report - Main Market

## Ownership Value (by Investor Classification)

### Main Market Ownership Breakdown - By Investor Classification

Investor Classification	As of 28 November 2019		As of 05 December 2019		Weekly Change	
	Holding Value (SAR)	Ownership (%)	Holding Value (SAR)	Ownership (%)	Δ Holding Value (SAR)	Δ Ownership (%)
Institutional	1,618,593,158,244	87.76%	1,622,619,820,157	87.72%	4,026,661,913	-0.04%
Non-Institutional	225,709,806,430	12.24%	227,123,255,762	12.28%	1,413,449,333	0.04%
<b>Grand Total</b>	<b>1,844,302,964,674</b>	<b>100.00%</b>	<b>1,849,743,075,920</b>	<b>100.00%</b>	<b>5,440,111,246</b>	

## Definitions

### **Institutional:**


Refers to investors with institutional behavior including GREs, Saudi Corporates, Saudi Mutual Funds, Saudi and Non-Saudi DPMs, Saudi Individual Professional Investors (IPI), SWAP Holders, Foreign Strategic Partners and Qualified Foreign Investors (QFI).

### **Non Institutional:**

Refers to investors with non-institutional behavior including Saudi Retail Investors, Saudi High Net Worth Investors (HNWI), GCC Individuals and Foreign Residents.



# Nomu-Parallel Market - Value Traded & Ownership Breakdown



# Weekly Report – Nomu-Parallel Market

## Value Traded (by Nationality, Investor Type, & Classification)

### Nomu-Parallel Market Value Traded Breakdown - By Nationality and Investor Type

Nationality	Investor Type	Buy		Sell		Net Value Traded	
		SAR	% of Total Buys	SAR	% of Total Sells	SAR (Buy - Sell)	Difference (% Buy - % Sell)
Saudi	Individuals	104,375,988	95.25%	105,359,052	96.15%	-983,064	-0.90%
	Corporates	1,561,077	1.42%	101,200	0.09%	1,459,877	1.33%
	Institution	612,949	0.56%	437,929	0.40%	175,020	0.16%
	<b>Total Saudi Investors</b>	<b>106,550,014</b>	<b>97.23%</b>	<b>105,898,181</b>	<b>96.64%</b>	<b>651,833</b>	<b>0.59%</b>
GCC	Individuals	0	0.00%	0	0.00%	0	0.00%
	Institutions	0	0.00%	0	0.00%	0	0.00%
	<b>Total GCC Investors</b>	<b>0</b>	<b>0.00%</b>	<b>0</b>	<b>0.00%</b>	<b>0</b>	<b>0.00%</b>
Foreign	SWAP Holders	0	0.00%	0	0.00%	0	0.00%
	Foreign Residents	3,029,997	2.77%	3,582,330	3.27%	-552,333	-0.50%
	QFIs	0	0.00%	99,500	0.09%	-99,500	-0.09%
	<b>Total Foreign Investors</b>	<b>3,029,997</b>	<b>2.77%</b>	<b>3,681,830</b>	<b>3.36%</b>	<b>-651,833</b>	<b>-0.59%</b>
<b>Grand Total</b>		<b>109,580,011</b>	<b>100.00%</b>	<b>109,580,011</b>	<b>100.00%</b>		

### Nomu-Parallel Market Value Traded Breakdown - By Investor Classification

Investor Classification	Buy		Sell		Net Value Traded	
	SAR	% of Total Buys	SAR	% of Total Sells	SAR (Buy - Sell)	Difference (% Buy - % Sell)
<b>Institutional</b>	2,174,026	1.98%	638,629	0.58%	1,535,397	1.40%
<b>Non-Institutional</b>	107,405,984	98.02%	108,941,382	99.42%	-1,535,397	-1.40%
<b>Grand Total</b>	<b>109,580,011</b>	<b>100.00%</b>	<b>109,580,011</b>	<b>100.00%</b>		

#### Institutional:

Refers to investors with institutional behavior including Saudi Corporates and Institutions (GREs & Mutual Funds), GCC Institutions (GREs, Corporate & Mutual Funds), SWAP Holders, and Qualified Foreign Investors (QFI).

#### Non Institutional:

Refers to investors with non-institutional behavior including Qualified Saudi and GCC Individuals and Qualified Foreign Residents.

# Weekly Report – Nomu-Parallel Market

## Ownership Value (by Nationality, Investor Type, & Classification)

Nomu-Parallel Market Ownership Breakdown - By Nationality and Investor Type							
Nationality	Investor Type	As of 28 November 2019		As of 05 December 2019		Weekly Change	
		Holding Value (SAR)	Ownership (%)	Holding Value (SAR)	Ownership (%)	Δ Holding Value (SAR)	Δ Ownership (%)
Saudi	Individuals	2,552,254,731	95.45%	2,269,916,152	96.10%	-282,338,579	0.65%
	Corporates	106,880,600	4.00%	88,859,264	3.76%	-18,021,337	-0.24%
	Institution	4,072,556	0.15%	1,726,579	0.07%	-2,345,977	-0.08%
	<b>Total Saudi Investors</b>	<b>2,663,207,888</b>	<b>99.60%</b>	<b>2,360,501,995</b>	<b>99.93%</b>	<b>-302,705,893</b>	<b>0.33%</b>
GCC	Individuals	0	0.00%	0	0.00%	0	0.00%
	Institutions	0	0.00%	0	0.00%	0	0.00%
	<b>Total GCC Investors</b>	<b>0</b>	<b>0.00%</b>	<b>0</b>	<b>0.00%</b>	<b>0</b>	<b>0.00%</b>
Foreign	SWAP Holders	0	0.00%	0	0.00%	0	0.00%
	Foreign Residents	9,841,366	0.37%	1,548,005	0.07%	-8,293,361	-0.30%
	QFIs	788,246	0.03%	0	0.00%	-788,246	-0.03%
	<b>Total Foreign Investors</b>	<b>10,629,612</b>	<b>0.40%</b>	<b>1,548,005</b>	<b>0.07%</b>	<b>-9,081,607</b>	<b>-0.33%</b>
<b>Grand Total</b>		<b>2,673,837,500</b>	<b>100.00%</b>	<b>2,362,050,000</b>	<b>100.00%</b>	<b>-311,787,500</b>	

Nomu-Parallel Market Ownership Breakdown - By Investor Classification						
Investor Classification	As of 28 November 2019		As of 05 December 2019		Weekly Change	
	Holding Value (SAR)	Ownership (%)	Holding Value (SAR)	Ownership (%)	Δ Holding Value (SAR)	Δ Ownership (%)
Institutional	111,741,403	4.18%	90,585,843	3.84%	-21,155,560	-0.34%
Non-Institutional	2,562,096,097	95.82%	2,271,464,157	96.16%	-290,631,940	0.34%
<b>Grand Total</b>	<b>2,673,837,500</b>	<b>100.00%</b>	<b>2,362,050,000</b>	<b>100.00%</b>	<b>-311,787,500</b>	

### Institutional:

Refers to investors with institutional behavior including Saudi Corporates and Institutions (GREs & Mutual Funds), GCC Institutions (GREs, Corporate & Mutual Funds), SWAP Holders, and Qualified Foreign Investors (QFI).

### Non Institutional:

Refers to investors with non-institutional behavior including Qualified Saudi and GCC Individuals and Qualified Foreign Residents.

السوق المالية السعودية  
Saudi Stock Exchange

تداول  
Tadawul

Thank you

